

**STATEMENT OF APPROPRIATIONS, ALLOTMENTS, OBLIGATIONS, DISBURSEMENTS AND BALANCES**  
**As of the Quarter Ending 31 December 2018**

FAR No. 1

Department : Department of Labor & Employment  
Agency : NATIONAL CONCILIATION & MEDIATION BOARD  
Operating Unit : all  
Organization Code (UACS) : 16 003 0000000  
Funding Source Code (as clustered) : 1 01 101 ; 1 04 102 ; 1 01 406 ; 1 01 407 ; 1 04 355  
(e.g. Old Fund Code: 101,102, 151)

<input checked="" type="checkbox"/>	Current Year Appropriations
<input type="checkbox"/>	Supplemental Appropriations
<input type="checkbox"/>	Continuing Appropriations

Particulars	UACS CODE	Appropriations			Allotments			Current Year Obligations				
		Authorized Appropriation	Adjustments (Transfer (To)/From, Realignment)	Adjusted Appropriations	Allotments Received	Adjustments (Withdrawal, Realignment)	Adjusted  Total  Allotments	1st Quarter	2nd Quarter	3rd Quarter	4th Quarter	Total
								Ending	Ending	Ending	Ending	
								March 31	June 30	Sept. 30	Dec. 31	
1	2	3	4	5=(3+4)	6	7	10=[(6+(-)7) -8+9]	11	12	13	14	15=(11+12+13+14)
<b>I. Agency Specific Budget</b>	1 01 101											
General Administration & Support	1 00 000000											
General Management & Supervision	1 00 010000	36,837,000.00	-	36,837,000.00	36,166,939.00	(273,600.17)	35,893,338.83	9,260,653.34	7,993,775.95	6,650,689.87	10,917,474.63	34,822,593.79
PS		18,720,000.00	406,000.00	19,126,000.00	18,049,939.00	132,399.83	18,182,338.83	6,169,222.29	3,190,420.45	2,317,292.72	5,674,097.08	17,351,032.54
MOOE		16,012,000.00	(406,000.00)	15,606,000.00	16,012,000.00	(406,000.00)	15,606,000.00	3,091,431.05	3,983,056.80	3,829,265.43	4,610,424.89	15,514,178.17
CO		2,105,000.00		2,105,000.00	2,105,000.00		2,105,000.00		820,298.70	504,131.72	632,952.66	1,957,383.08
Support to Operation	2 00 000000											
Policy & Program Formulation, Monitoring and Evaluation, and Conciliation/Mediation and Voluntary Arbitration	2 00 010000	24,118,000.00	-	24,118,000.00	24,118,000.00	(5,127,296.60)	18,990,703.40	4,429,509.44	4,880,525.44	3,338,634.02	5,245,788.89	17,894,457.79
PS		18,520,000.00	891,500.00	19,411,500.00	18,520,000.00	(4,235,796.60)	14,284,203.40	3,974,441.08	3,929,764.91	2,655,920.82	3,724,076.59	14,284,203.40
MOOE		5,598,000.00	(891,500.00)	4,706,500.00	5,598,000.00	(891,500.00)	4,706,500.00	455,068.36	950,760.53	682,713.20	1,521,712.30	3,610,254.39
CO				-	-	-	-					-
Operations	3 00 000000	151,288,000.00	-	151,288,000.00	151,288,000.00	5,400,896.77	156,688,896.77	35,430,206.09	42,069,090.10	36,008,617.73	42,320,843.06	155,828,756.98
OO 1 - LABOR-MANAGEMENT PARTNERSHIP A	3 01 000000											
Facilitation/Operationalization/Institutionalizi- on/Strengthening and Enhancement of	3 01 01 0000	69,505,000.00	-	69,505,000.00	69,505,000.00	(677,478.46)	68,827,521.54	15,213,774.53	18,232,068.51	15,477,131.06	19,669,774.83	68,592,748.93
PS		42,779,000.00		42,779,000.00	42,779,000.00	(677,478.46)	42,101,521.54	9,361,599.58	11,432,956.84	8,847,025.79	12,459,939.33	42,101,521.54
MOOE		26,490,000.00		26,490,000.00	26,490,000.00		26,490,000.00	5,852,174.95	6,699,022.42	6,630,105.27	7,080,459.75	26,261,762.39
CO		236,000.00		236,000.00	236,000.00		236,000.00		100,089.25		129,375.75	229,465.00
OO 2 - LABOR CASE MANAGEMENT PROGRAM	3 02 000000											
Labor Conciliation-Mediation of Requests for	3 02 01 0000	81,783,000.00	-	81,783,000.00	81,783,000.00	6,078,375.23	87,861,375.23	20,216,431.56	23,837,021.59	20,531,486.67	22,651,068.23	87,236,008.05
PS		62,405,000.00		62,405,000.00	62,405,000.00	6,078,375.23	68,483,375.23	15,943,504.89	18,705,481.87	14,722,344.73	19,112,043.74	68,483,375.23
MOOE		19,278,000.00		19,278,000.00	19,278,000.00		19,278,000.00	4,272,926.67	5,131,539.72	5,709,141.94	3,539,024.49	18,652,632.82
CO		100,000.00		100,000.00	100,000.00		100,000.00		-	100,000.00	-	100,000.00
Locally-Funded Project												
Information Systems Strategic Plan	4 13 06 0001	-	-	-	-	-	-	-	-	-	-	-
MOOE				-	-		-					-
CO				-	-		-					-

**STATEMENT OF APPROPRIATIONS, ALLOTMENTS, OBLIGATIONS, DISBURSEMENTS AND BALANCES**  
**As of the Quarter Ending 31 December 2018**

FAR No. 1

Department : Department of Labor & Employment  
Agency : NATIONAL CONCILIATION & MEDIATION BOARD  
Operating Unit : all  
Organization Code (UACS) : 16 003 0000000  
Funding Source Code (as clustered) : 1 01 101 ; 1 04 102 ; 1 01 406 ; 1 01 407 ; 1 04 355  
(e.g. Old Fund Code: 101,102, 151)

<input checked="" type="checkbox"/>	Current Year Appropriations
<input type="checkbox"/>	Supplemental Appropriations
<input type="checkbox"/>	Continuing Appropriations

Particulars	UACS CODE	Appropriations			Allotments			Current Year Obligations				
		Authorized Appropriation	Adjustments (Transfer (To)/From, Realignment)	Adjusted Appropriations	Allotments Received	Adjustments (Withdrawal, Realignment)	Adjusted Total Allotments	1st Quarter	2nd Quarter	3rd Quarter	4th Quarter	Total
								Ending	Ending	Ending	Ending	
								March 31	June 30	Sept. 30	Dec. 31	
1	2	3	4	5=(3+4)	6	7	10=[(6+(-)7) -8+9]	11	12	13	14	15=(11+12+13+14)
Sub-Total, Agency Specific Budget		212,243,000.00	-	212,243,000.00	211,572,939.00	0.00	211,572,939.00	49,120,368.87	54,943,391.49	45,997,941.62	58,484,106.58	208,545,808.56
PS		142,424,000.00	1,297,500.00	143,721,500.00	141,753,939.00	1,297,500.00	143,051,439.00	35,448,767.84	37,258,624.07	28,542,584.06	40,970,156.74	142,220,132.71
MOOE		67,378,000.00	(1,297,500.00)	66,080,500.00	67,378,000.00	(1,297,500.00)	66,080,500.00	13,671,601.03	16,764,379.47	16,851,225.84	16,751,621.43	64,038,827.77
CO		2,441,000.00	-	2,441,000.00	2,441,000.00	-	2,441,000.00	-	920,387.95	604,131.72	762,328.41	2,286,848.08
II. Automatic Appropriations												
RLIP	1 04 102	12,355,000.00	-	12,355,000.00	12,355,000.00	-	12,355,000.00	3,018,701.06	3,010,367.58	3,003,679.21	2,980,590.99	12,013,338.84
General Administration & Support	1 00 000000											
General Management & Supervision	1 00 010000											
PS		1,155,000.00		1,155,000.00	1,155,000.00		1,155,000.00	252,762.80	239,817.46	236,789.83	233,776.13	963,146.22
Support to Operation	2 00 000000											
Policy & Program Formulation, Monitoring and												
Evaluation, and Conciliation/Mediation and												
Voluntary Arbitration	2 00 010000											
PS		1,668,000.00		1,668,000.00	1,668,000.00	(506,883.27)	1,161,116.73	287,121.51	285,081.48	283,803.97	278,215.20	1,134,222.16
Operations	3 00 000000											
OO 1 - LABOR-MANAGEMENT PARTNERSHIP A	3 01 000000											
Facilitation/Operationalization/Institutionalizati												
on/Strengthening and Enhancement of												
Workplace Cooperation Partnership	3 01 01 0000											
PS		3,968,000.00		3,968,000.00	3,968,000.00	28,219.35	3,996,219.35	939,500.06	1,000,754.52	954,702.21	978,349.75	3,873,306.54
OO 2 - LABOR CASE MANAGEMENT												
PROGRAM	3 02 000000											
Labor Conciliation-Mediation of Requests for	3 02 01 0000											
PS		5,564,000.00		5,564,000.00	5,564,000.00	478,663.92	6,042,663.92	1,539,316.69	1,484,714.12	1,528,383.20	1,490,249.91	6,042,663.92
Special Account in the General Fund												
Special Voluntary Arbitration Fund	1 04 355											
MOOE		361,000.00	-	361,000.00	361,000.00	-	361,000.00	-	-	314,975.00	(7,268.00)	307,707.00
		361,000.00		361,000.00	361,000.00		361,000.00			314,975.00	(7,268.00)	307,707.00
Sub-Total, Automatic Appropriations		12,716,000.00	-	12,716,000.00	12,716,000.00	-	12,716,000.00	3,018,701.06	3,010,367.58	3,318,654.21	2,973,322.99	12,321,045.84
PS		12,355,000.00		12,355,000.00	12,355,000.00	-	12,355,000.00	3,018,701.06	3,010,367.58	3,003,679.21	2,980,590.99	12,013,338.84
MOOE		361,000.00	-	361,000.00	361,000.00	-	361,000.00	-	-	314,975.00	(7,268.00)	307,707.00

## FAR No. 1

✓	Current Year Appropriations
	Supplemental Appropriations
	Continuing Appropriations

Particulars	UACS CODE	Appropriations			Allotments			Current Year Obligations				
		Authorized Appropriation	Adjustments (To)/From, Realignment)	Adjusted Appropriations	Allotments Received	Adjustments (Withdrawal, Realignment)	Adjusted  Total  Allotments	1st Quarter	2nd Quarter	3rd Quarter	4th Quarter	Total
								Ending  March 31	Ending  June 30	Ending  Sept. 30	Ending  Dec. 31	
1	2	3	4	5=(3+4)	6	7	10=[(8+(-)7) -8+9]	11	12	13	14	15=(11+12+13+14)
<b>III. Special Purpose Fund</b>												
Miscellaneous Personnel Benefits Fund	1 01 406	-	-	-	-	-	-	-	-	-	-	-
General Administration & Support												
General Management & Supervision												
PS				-	-		-					-
Support to Operation												
Policy & Program Formulation, Monitoring and												
PS				-	-		-					-
Operations												
OO 1 - LABOR-MANAGEMENT PARTNERSHIP AND EMPOWERMENT												
Facilitation/Operationalization/Institutionalizati												
on/Strengthening and Enhancement of												
Workplace Cooperation Partnership												
PS				-	-		-					-
OO 2 - LABOR CASE MANAGEMENT												
PROGRAM												
Labor Conciliation-Mediation of Requests for												
PS				-	-		-					-
Pension and Gratuity Fund	1 01 407	-	1,472,086.00	1,472,086.00	1,472,086.00	-	1,472,086.00	170,079.17	525,198.73	512,771.10	264,029.49	1,472,078.49
General Administration & Support												
General Management & Supervision												
PS			1,472,086.00	1,472,086.00	1,472,086.00		1,472,086.00	170,079.17	525,198.73	512,771.10	264,029.49	1,472,078.49
Support to Operation												
Policy & Program Formulation, Monitoring and												
PS				-	-		-					
Operations												
OO 1 - LABOR-MANAGEMENT PARTNERSHIP AND EMPOWERMENT												
Facilitation/Operationalization/Institutionalizati												
on/Strengthening and Enhancement of												
PS				-	-		-					-
OO 2 - LABOR CASE MANAGEMENT												
PROGRAM												
Labor Conciliation-Mediation of Requests for												
PS				-	-		-					-


**STATEMENT OF APPROPRIATIONS, ALLOTMENTS, OBLIGATIONS, DISBURSEMENTS AND BALANCES**  
**As of the Quarter Ending 31 December 2018**

Department : Department of Labor & Employment  
 Agency : NATIONAL CONCILIATION & MEDIATION BOARD  
 Operating Unit : all  
 Organization Code (UACS) : 16 003 0000000  
 Funding Source Code (as clustered) : 1 01 101 ; 1 04 102 ; 1 01 406 ; 1 01 407 ; 1 04 355  
 (e.g. Old Fund Code: 101,102, 151)

✓	Current Year Appropriations
	Supplemental Appropriations
	Continuing Appropriations

Particulars	UACS CODE	Appropriations			Allotments			Current Year Obligations				
		Authorized Appropriation	Adjustments (Transfer (To)/From, Realignment)	Adjusted Appropriations	Allotments Received	Adjustments (Withdrawal, Realignment)	Adjusted Total	1st Quarter	2nd Quarter	3rd Quarter	4th Quarter	Total
							Allotments	Ending	Ending	Ending	Ending	Total
								March 31	June 30	Sept. 30	Dec. 31	
1	2	3	4	5=(3+4)	6	7	10=[(6+(-)7)-8+9]	11	12	13	14	15=(11+12+13+14)
Sub-Total, Special Purpose Fund PS		-	1,472,086.00	1,472,086.00	1,472,086.00	-	1,472,086.00	170,079.17	525,198.73	512,771.10	264,029.49	1,472,078.49
		-	1,472,086.00	1,472,086.00	1,472,086.00	-	1,472,086.00	170,079.17	525,198.73	512,771.10	264,029.49	1,472,078.49
GRAND TOTAL		224,959,000.00	1,472,086.00	226,431,086.00	225,761,025.00	0.00	225,761,025.00	52,309,149.10	58,478,957.80	49,829,366.93	61,721,459.06	222,338,932.89
PS		154,779,000.00	2,769,586.00	157,548,586.00	155,581,025.00	1,297,500.00	156,878,525.00	38,637,548.07	40,794,190.38	32,059,034.37	44,214,777.22	155,705,550.04
MOOE		67,739,000.00	(1,297,500.00)	66,441,500.00	67,739,000.00	(1,297,500.00)	66,441,500.00	13,671,601.03	16,764,379.47	17,166,200.84	16,744,353.43	64,346,534.77
CO		2,441,000.00	-	2,441,000.00	2,441,000.00	-	2,441,000.00	-	920,387.95	604,131.72	762,328.41	2,286,848.08
Recapitulation by MFO:		160,820,000.00	-	160,820,000.00	160,820,000.00	5,907,780.04	154,912,219.96	37,909,022.84	44,554,558.74	38,491,703.14	44,789,442.72	165,744,727.44
OO 1 - LABOR-MANAGEMENT PARTNERSHIP AND EMPOWERMENT		73,473,000.00	-	73,473,000.00	73,473,000.00	(649,259.11)	74,122,259.11	16,153,274.59	19,232,823.03	16,431,833.27	20,648,124.58	72,466,055.47
OO 2 - LABOR CASE MANAGEMENT PROGRAM		87,347,000.00	-	87,347,000.00	87,347,000.00	6,557,039.15	80,789,960.85	21,755,748.25	25,321,735.71	22,059,869.87	24,141,318.14	93,278,671.97
OF WHICH:												
Major Programs/Projects												
KRA No. 1 - Just and Lasting Peace and the Rule of Law												
Operations												
OO 1 - LABOR-MANAGEMENT PARTNERSHIP AND E		73,473,000.00	-	73,473,000.00	73,473,000.00	(649,259.11)	74,122,259.11	16,153,274.59	19,232,823.03	16,431,833.27	20,648,124.58	72,466,055.47
OO 2 - LABOR CASE MANAGEMENT PROGRAM		87,347,000.00	-	87,347,000.00	87,347,000.00	6,557,039.15	80,789,960.85	21,755,748.25	25,321,735.71	22,059,869.87	24,141,318.14	93,278,671.97
Locally-Funded Projects												
Information Systems Strategic Plan		-	-	-	-	-	-	-	-	-	-	-

Certified Correct:

  
 JOY D. BASMAYOR  
 Admin. Officer, II  
 Date: 2/11/19

STATEM

FAR No. 1

Department : Department of Labor & Employment  
 Agency : NATIONAL CONCILIATION & MEDIATION  
 Operating Unit : all  
 Organization Code (UACS) : 16 003 000000  
 Funding Source Code (as clustered) : 1 01 101 ; 1 0  
 (e.g. Old Fund Code: 101,102, 151)

✓	Current Year Appropriations
	Supplemental Appropriations
	Continuing Appropriations

Particulars	UACS CODE	Current Year Disbursements					Balances			
		1st Quarter	2nd Quarter	3rd Quarter	4th Quarter	Total	Unreleased Appropriations	Unobligated Allotment	Unpaid Obligations (15-20) = (23+24)	
		Ending	Ending	Ending	Ending				Due and Demandable	Not Yet Due and Demandable
		March 31	June 30	Sept. 30	Dec. 31					
1	2	16	17	18	19	20=(16+17+18+19)	21=(5-10)	22=(10-15)	23	24
I. Agency Specific Budget	1 01 101									
General Administration & Support	1 00 000000									
General Management & Supervision	1 00 010000	8,944,405.46	7,976,806.95	6,440,540.66	10,678,942.91	34,040,695.98	670,061.00	1,070,745.04	387,897.81	394,000.00
PS		5,979,146.58	3,158,529.38	2,294,518.86	5,915,092.66	17,347,287.48	670,061.00	831,306.29	3,745.06	
MOOE		2,965,258.88	3,997,978.87	3,641,890.08	4,428,697.59	15,033,825.42	-	91,821.83	384,152.75	96,200.00
CO			820,298.70	504,131.72	335,152.66	1,659,583.08	-	147,616.92	-	297,800.00
Support to Operation	2 00 000000									
Policy & Program Formulation, Monitoring and Evaluation, and Conciliation/Mediation and Voluntary Arbitration	2 00 010000	4,113,261.58	4,860,616.19	3,407,115.61	5,492,108.80	17,873,102.18	-	1,096,245.61	21,355.61	-
PS		3,784,365.38	3,894,933.60	2,613,152.31	3,991,752.11	14,284,203.40	-	-	-	-
MOOE		328,896.20	965,682.59	793,963.30	1,500,356.69	3,588,898.78	-	1,096,245.61	21,355.61	-
CO			-			-	-	-	-	-
Operations	3 00 000000	35,272,317.67	41,880,463.65	35,764,740.95	42,013,151.42	154,930,673.69	-	860,139.79	898,083.29	-
OO 1 - LABOR-MANAGEMENT PARTNERSHIP A	3 01 000000									
Facilitation/Operationalization/Institutionalization/Strengthening and Enhancement of	3 01 01 0000	15,134,830.31	18,093,555.64	15,235,200.40	19,596,974.08	68,060,560.43	-	234,772.61	532,188.50	-
PS		9,336,175.70	11,340,044.04	8,645,626.57	12,725,926.29	42,047,772.60	-	-	53,748.94	-
MOOE		5,798,654.61	6,653,422.35	6,589,573.83	6,741,672.04	25,783,322.83	-	228,237.61	478,439.56	-
CO			100,089.25		129,375.75	229,465.00	-	6,535.00	-	-
OO 2 - LABOR CASE MANAGEMENT PROGRAM	3 02 000000									
Labor Conciliation-Mediation of Requests for	3 02 01 0000	20,137,487.36	23,786,908.01	20,529,540.55	22,416,177.34	86,870,113.26	-	625,367.18	365,894.79	-
PS		15,918,081.02	18,601,847.96	14,720,398.61	19,243,047.64	68,483,375.23	-	-	-	-
MOOE		4,219,406.34	5,185,060.05	5,709,141.94	3,173,129.70	18,286,738.03	-	625,367.18	365,894.79	-
CO				100,000.00	-	100,000.00	-	-	-	-
Locally-Funded Project										
Information Systems Strategic Plan	4 13 06 0001	-	-	-	-	-	-	-	-	-
MOOE						-	-	-	-	-
CO						-	-	-	-	-

STATEM

FAR No. 1

Department : Department of Labor & Employment  
 Agency : NATIONAL CONCILIATION & MEDIATION  
 Operating Unit : all  
 Organization Code (UACS) : 16 003 0000000  
 Funding Source Code (as clustered) : 1 01 101 : 1 0  
 (e.g. Old Fund Code: 101,102, 151)

✓	Current Year Appropriations
	Supplemental Appropriations
	Continuing Appropriations

Particulars	UACS CODE	Current Year Disbursements					Balances			
		1st Quarter	2nd Quarter	3rd Quarter	4th Quarter	Total	Unreleased Appropriations	Unobligated Allotment	Unpaid Obligations (15-20) = (23+24)	
		Ending	Ending	Ending	Ending				Due and Demandable	Not Yet Due and Demandable
		March 31	June 30	Sept. 30	Dec. 31					
1	2	16	17	18	19	20=(16+17+18+19)	21=(5-10)	22=(10-15)	23	24
Sub-Total, Agency Specific Budget		48,329,984.71	54,717,886.79	45,612,397.22	58,184,203.13	206,844,471.85	670,061.00	3,027,130.44	1,307,336.71	394,000.00
PS		35,017,768.68	36,995,354.98	28,273,696.35	41,875,818.70	142,162,638.71	670,061.00	831,306.29	57,494.00	-
MOOE		13,312,216.03	16,802,143.86	16,734,569.15	15,843,856.02	62,692,785.06	-	2,041,672.23	1,249,842.71	96,200.00
CO		-	920,387.95	604,131.72	464,528.41	1,989,048.08	-	154,151.92	-	297,800.00
II. Automatic Appropriations										
RLIP	1 04 102	2,772,252.17	3,256,816.47	3,003,679.21	2,980,590.99	12,013,338.84	-	341,661.16	-	-
General Administration & Support	1 00 000000									
General Management & Supervision	1 00 010000									
PS		172,918.43	319,661.83	236,789.83	233,776.13	963,146.22	-	191,853.78	-	
Support to Operation	2 00 000000									
Policy & Program Formulation, Monitoring and Evaluation, and Conciliation/Mediation and Voluntary Arbitration	2 00 010000									
PS		203,157.63	369,045.36	283,803.97	278,215.20	1,134,222.16		26,894.57	-	
Operations	3 00 000000									
OO 1 - LABOR-MANAGEMENT PARTNERSHIP A	3 01 000000									
Facilitation/Operationalization/Institutionalization/Strengthening and Enhancement of Workplace Cooperation Partnership	3 01 01 0000									
PS		934,407.98	1,005,846.60	954,702.21	978,349.75	3,873,306.54		122,912.81	-	
OO 2 - LABOR CASE MANAGEMENT PROGRAM	3 02 000000									
Labor Conciliation-Mediation of Requests for	3 02 01 0000									
PS		1,461,768.13	1,562,262.68	1,528,383.20	1,490,249.91	6,042,663.92		0.00	-	
Special Account in the General Fund										
Special Voluntary Arbitration Fund	1 04 355			314,975.00	(7,268.00)	307,707.00	-	53,293.00	-	-
MOOE				314,975.00	(7,268.00)	307,707.00	-	53,293.00	-	-
Sub-Total, Automatic Appropriations		2,772,252.17	3,256,816.47	3,318,654.21	2,973,322.99	12,321,045.84	-	394,954.16	-	-
PS		2,772,252.17	3,256,816.47	3,003,679.21	2,980,590.99	12,013,338.84	-	341,661.16	-	-
MOOE		-	-	314,975.00	(7,268.00)	307,707.00	-	53,293.00	-	-



STATEM

FAR No. 1

Department : Department of Labor & Employment  
 Agency : NATIONAL CONCILIATION & MEDIATION  
 Operating Unit : all  
 Organization Code (UACS) : 16 003 0000000  
 Funding Source Code (as clustered) : 1 01 101 : 1 0  
 (e.g. Old Fund Code: 101,102, 151)



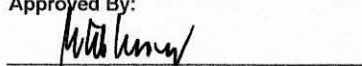
✓	Current Year Appropriations
	Supplemental Appropriations
	Continuing Appropriations

Particulars	UACS CODE	Current Year Disbursements					Balances			
		1st Quarter	2nd Quarter	3rd Quarter	4th Quarter	Total	Unreleased Appropriations	Unobligated Allotment	Unpaid Obligations (15-20) = (23+24)	
		Ending	Ending	Ending	Ending				Due and Demandable	Not Yet Due and Demandable
		March 31	June 30	Sept. 30	Dec. 31					
1	2	16	17	18	19	20=(16+17+18+19)	21=(5-10)	22=(10-15)	23	24
III. Special Purpose Fund										
Miscellaneous Personnel Benefits Fund	1 01 406	-	-	-	-	-	-	-	-	-
General Administration & Support										
General Management & Supervision										
PS						-	-	-	-	-
Support to Operation										
Policy & Program Formulation, Monitoring and										
PS						-	-	-	-	-
Operations										
OO 1 - LABOR-MANAGEMENT PARTNERSHIP AND EMPOWERMENT										
Facilitation/Operationalization/Institutionalization/										
on/Strengthening and Enhancement of										
Workplace Cooperation Partnership										
PS						-	-	-	-	-
OO 2 - LABOR CASE MANAGEMENT										
PROGRAM										
Labor Conciliation-Mediation of Requests for										
PS						-	-	-	-	-
Pension and Gratuity Fund	1 01 407	170,079.17	525,198.73	512,771.10	264,029.49	1,472,078.49	-	7.51	-	-
General Administration & Support										
General Management & Supervision										
PS		170,079.17	525,198.73	512,771.10	264,029.49	1,472,078.49	-	7.51	-	-
Support to Operation										
Policy & Program Formulation, Monitoring and										
PS						-	-	-	-	-
Operations										
OO 1 - LABOR-MANAGEMENT PARTNERSHIP AND EMPOWERMENT										
Facilitation/Operationalization/Institutionalization/										
on/Strengthening and Enhancement of										
PS						-	-	-	-	-
OO 2 - LABOR CASE MANAGEMENT										
PROGRAM										
Labor Conciliation-Mediation of Requests for										
PS						-	-	-	-	-

STATEM

Department : Department of Labor & Employment  
Agency : NATIONAL CONCILIATION & MEDIATIO  
Operating Unit : all  
Organization Code (UACS) : 16 003 0000000  
Funding Source Code (as clustered) : 1 01 101 ; 1 0  
(e.g. Old Fund Code: 101,102, 151)

<input checked="" type="checkbox"/>	Current Year Appropriations
<input type="checkbox"/>	Supplemental Appropriations
<input type="checkbox"/>	Continuing Appropriations

Particulars	UACS CODE	Current Year Disbursements					Balances			
		1st Quarter	2nd Quarter	3rd Quarter	4th Quarter	Total	Unreleased Appropriations	Unobligated Allotment	Unpaid Obligations (15-20) = (23+24)	
		Ending	Ending	Ending	Ending				Due and Demandable	Not Yet Due and Demandable
		March 31	June 30	Sept. 30	Dec. 31					
1	2	16	17	18	19	20=(16+17+18+19)	21=(5-10)	22=(10-15)	23	24
Sub-Total, Special Purpose Fund		170,079.17	525,198.73	512,771.10	264,029.49	1,472,078.49	-	7.51	-	-
PS		170,079.17	525,198.73	512,771.10	264,029.49	1,472,078.49	-	7.51	-	-
GRAND TOTAL		51,272,316.05	58,499,901.99	49,443,822.53	61,421,555.61	220,637,596.18	670,061.00	3,422,092.11	1,307,336.71	394,000.00
PS		37,960,100.02	40,777,370.18	31,790,146.66	45,120,439.18	155,648,056.04	670,061.00	1,172,974.96	57,494.00	-
MOOE		13,312,216.03	16,802,143.86	17,049,544.15	15,836,588.02	63,000,492.06	-	2,094,965.23	1,249,842.71	96,200.00
CO		-	920,387.95	604,131.72	464,528.41	1,989,048.08	-	154,151.92	-	297,800.00
Recapitulation by MFO:		37,668,493.78	44,448,572.93	38,247,826.36	44,481,751.08	164,846,644.15	-	983,052.60	898,083.29	-
OO 1 - LABOR-MANAGEMENT PARTNERSHIP AND EMPOWERMENT		16,069,238.29	19,099,402.24	16,189,902.61	20,575,323.83	71,933,866.97	-	357,685.42	532,188.50	-
OO 2 - LABOR CASE MANAGEMENT PROGRAM		21,599,255.49	25,349,170.69	22,057,923.75	23,906,427.25	92,912,777.18	-	625,367.18	365,894.79	-
OF WHICH:										
Major Programs/Projects										
KRA No. 1 - Just and Lasting Peace and the Rule of Law										
Operations										
OO 1 - LABOR-MANAGEMENT PARTNERSHIP AND E		16,069,238.29	19,099,402.24	16,189,902.61	20,575,323.83	71,933,866.97	-	357,685.42	532,188.50	-
OO 2 - LABOR CASE MANAGEMENT PROGRAM		21,599,255.49	25,349,170.69	22,057,923.75	23,906,427.25	92,912,777.18	-	625,367.18	365,894.79	-
Locally-Funded Projects										
Information Systems Strategic Plan		-	-	-	-	-	-	-	-	-
Certified Correct:		Certified Correct:		Approved By:						
										
JOY D. BASMAYOR		HARRY A. CURAZA		MARIA TERESITA L. CANCIO						
Admin. Officer II		Accountant III		OIC Executive Director IV						
Date:		Date:		Date:						