

STATEMENT OF APPROPRIATIONS, ALLOTMENTS, OBLIGATIONS, DISBURSEMENTS AND BALANCES
As of the Quarter Ending 31 March 2015

Department : Department of Labor & Employment
Agency : NATIONAL CONCILIATION & MEDIATION BOARD
Operating Unit : all
Organization Code (UACS) : 16 003 0000000
Funding Source Code (as clustered) : 1 01 101 ; 1 04 102 ; 1 01 406 ; 1 01 407 ; 1 04 355
(e.g. Old Fund Code: 101,102, 151)

Particulars	UACS CODE	Appropriations			Allotments					Current Year Obligations				
		Authorized Appropriation	Adjustments (Transfer (To)/From, Realignment)	Adjusted Appropriations	Allotments Received	Adjustments (Withdrawal, Realignment)	Transfer To	Transfer From	Adjusted Total Allotments	1st Quarter Ending March 31	2nd Quarter Ending June 30	3rd Quarter Ending Sept. 30	4th Quarter Ending Dec. 31	Total
1	2	3	4	5=(3+4)	6	7	8	9	10=[(6+(-)7)-8+9]	11	12	13	14	15=(11+12+13+14)
I. Agency Specific Budget	1 01 101													
General Administration & Support	1 00 000000													
General Management & Supervision	1 00 010000	26,262,000.00	-	26,262,000.00	26,262,000.00	-	-	-	26,262,000.00	5,763,823.45	-	-	-	5,763,823.45
PS		13,855,000.00		13,855,000.00	13,855,000.00	-			13,855,000.00	3,389,850.20				3,389,850.20
MOOE		12,407,000.00		12,407,000.00	12,407,000.00	-			12,407,000.00	2,373,973.25				2,373,973.25
CO				-	-				-					-
Support to Operation	2 00 000000													
Policy & Program Formulation, Monitoring and Evaluation, and Conciliation/Mediation and Voluntary Arbitration	2 00 010000	10,031,000.00	-	10,031,000.00	10,031,000.00	-	-	-	10,031,000.00	2,161,441.55	-	-	-	2,161,441.55
PS		5,370,000.00		5,370,000.00	5,370,000.00	-			5,370,000.00	1,853,695.54				1,853,695.54
MOOE		4,661,000.00		4,661,000.00	4,661,000.00	-			4,661,000.00	307,746.01				307,746.01
CO				-	-	-			-					-
Operations	3 00 000000	118,098,000.00	-	118,098,000.00	118,098,000.00	-	-	-	118,098,000.00	26,278,035.40	-	-	-	26,278,035.40
MFO 1 - TECHNICAL ADVISORY SERVICES	3 01 000000													
Strengthening of Bipartite Labor Dispute Prevention Mechanisms and Workplace Cooperation and partnerships Schemes	3 01 01 0000	59,030,000.00	-	59,030,000.00	59,030,000.00	-	-	-	59,030,000.00	12,120,630.86	-	-	-	12,120,630.86
PS		31,672,000.00		31,672,000.00	31,672,000.00	-			31,672,000.00	7,663,678.58				7,663,678.58
MOOE		27,358,000.00		27,358,000.00	27,358,000.00	-			27,358,000.00	4,456,952.28				4,456,952.28
CO				-	-	-			-					-
MFO 2 - LABOR CONCILIATION, MEDIATION AND ARBITRATION SERVICES	3 02 000000													
Conciliation and Mediation Services	3 02 01 0000	59,068,000.00	-	59,068,000.00	59,068,000.00	-	-	-	59,068,000.00	14,157,404.54	-	-	-	14,157,404.54
PS		39,069,000.00		39,069,000.00	39,069,000.00	-			39,069,000.00	10,108,142.95				10,108,142.95
MOOE		19,999,000.00		19,999,000.00	19,999,000.00	-			19,999,000.00	4,049,261.59				4,049,261.59
CO				-	-	-			-					-
Locally-Funded Project														
Information Systems Strategic Plan	4 13 06 0001													
MOOE				-	-				-					-
CO				-	-				-					-

STATEMENT OF APPROPRIATIONS, ALLOTMENTS, OBLIGATIONS, DISBURSEMENTS AND BALANCES
As of the Quarter Ending 31 March 2015

Department : Department of Labor & Employment
Agency : NATIONAL CONCILIATION & MEDIATION BOARD
Operating Unit : all
Organization Code (UACS) : 16 003 0000000
Funding Source Code (as clustered) : 1 01 101 ; 1 04 102 ; 1 01 406 ; 1 01 407 ; 1 04 355
(e.g. Old Fund Code: 101,102, 151)

Particulars	UACS CODE	Appropriations			Allotments					Current Year Obligations				
		Authorized Appropriation	Adjustments (Transfer (To)/From, Realignment)	Adjusted Appropriations	Allotments Received	Adjustments (Withdrawal, Realignment)	Transfer To	Transfer From	Adjusted Total Allotments	1st Quarter Ending March 31	2nd Quarter Ending June 30	3rd Quarter Ending Sept. 30	4th Quarter Ending Dec. 31	Total
1	2	3	4	5=(3+4)	6	7	8	9	10=[(6+(-)7) -8+9]	11	12	13	14	15=(11+12+13+14)
Sub-Total, Agency Specific Budget		154,391,000.00	-	154,391,000.00	154,391,000.00	-	-	-	154,391,000.00	34,203,300.40	-	-	-	34,203,300.40
PS		89,966,000.00	-	89,966,000.00	89,966,000.00	-	-	-	89,966,000.00	23,015,367.27	-	-	-	23,015,367.27
MOOE		64,425,000.00	-	64,425,000.00	64,425,000.00	-	-	-	64,425,000.00	11,187,933.13	-	-	-	11,187,933.13
CO		-	-	-	-	-	-	-	-	-	-	-	-	-
II. Automatic Appropriations														
RLIP	1 04 102	8,547,000.00	-	8,547,000.00	8,547,000.00	-	-	-	8,547,000.00	2,259,469.14	-	-	-	2,259,469.14
General Administration & Support	1 00 000000													
General Management & Supervision	1 00 010000	1,287,000.00		1,287,000.00	1,287,000.00				1,287,000.00	320,742.17				320,742.17
PS														
Support to Operation	2 00 000000													
Policy & Program Formulation, Monitoring and Evaluation, and Conciliation/Mediation and Voluntary Arbitration	2 00 010000	526,000.00		526,000.00	526,000.00				526,000.00	186,508.80				186,508.80
PS														
Operations	3 00 000000													
MFO 1 - TECHNICAL ADVISORY SERVICES	3 01 000000													
Strengthening of Bipartite Labor Dispute Prevention Mechanisms and Workplace Cooperation and partnerships Schemes	3 01 01 0000	3,104,000.00		3,104,000.00	3,104,000.00				3,104,000.00	784,203.29				784,203.29
PS														
MFO 2 - LABOR CONCILIATION, MEDIATION AND ARBITRATION SERVICES	3 02 000000													
Conciliation and Mediation Services	3 02 01 0000	3,630,000.00		3,630,000.00	3,630,000.00				3,630,000.00	968,014.88				968,014.88
PS														
Special Account in the General Fund	1 04 355	500,000.00	-	500,000.00	-	-	-	-	-	-	-	-	-	-
Special Voluntary Arbitration Fund		500,000.00		500,000.00					-					-
MOOE														
Sub-Total, Automatic Appropriations		9,047,000.00	-	7,234,000.00	8,547,000.00	-	-	-	6,734,000.00	2,259,469.14	-	-	-	2,259,469.14
PS		8,547,000.00	-	6,734,000.00	8,547,000.00	-	-	-	6,734,000.00	2,259,469.14	-	-	-	2,259,469.14
MOOE		500,000.00	-	500,000.00	-	-	-	-	-	-	-	-	-	-

STATEMENT OF APPROPRIATIONS, ALLOTMENTS, OBLIGATIONS, DISBURSEMENTS AND BALANCES
As of the Quarter Ending 31 March 2015

Department : Department of Labor & Employment
Agency : NATIONAL CONCILIATION & MEDIATION BOARD
Operating Unit : all
Organization Code (UACS) : 16 003 0000000
Funding Source Code (as clustered) : 1 01 101 ; 1 04 102 ; 1 01 406 ; 1 01 407 ; 1 04 355
(e.g. Old Fund Code: 101,102, 151)

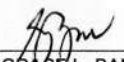
Particulars	UACS CODE	Appropriations			Allotments					Current Year Obligations				
		Authorized Appropriation	Adjustments (Transfer (To)/From, Realignment)	Adjusted Appropriations	Allotments Received	Adjustments (Withdrawal, Realignment)	Transfer To	Transfer From	Adjusted Total Allotments	1st Quarter Ending March 31	2nd Quarter Ending June 30	3rd Quarter Ending Sept. 30	4th Quarter Ending Dec. 31	Total
1	2	3	4	5=(3+4)	6	7	8	9	10=[(6+(-)7) -8+9]	11	12	13	14	15=(11+12+13+14)
III. Special Purpose Fund														
Miscellaneous Personnel Benefits Fund	1 01 406	-	-	-	-	-	-	-	-	-	-	-	-	-
General Administration & Support														
General Management & Supervision														
PS				-	-				-					-
Support to Operation														
Policy & Program Formulation, Monitoring and														
PS				-	-				-					-
Operations														
MFO 1 - TECHNICAL ADVISORY SERVICES														
Strengthening of Bipartite Labor Dispute														
Prevention Mechanisms and Workplace														
Cooperation and partnerships Schemes														
PS				-	-				-					-
MFO 2 - LABOR CONCILIATION, MEDIATION														
AND ARBITRATION SERVICES														
Conciliation and Mediation Services														
PS				-	-				-					-
Pension and Gratuity Fund	1 01 407	3,069,884.00	-	3,069,884.00	3,069,884.00	-	-	-	3,069,884.00	3,069,882.90	-	-	-	3,069,882.90
General Administration & Support														
General Management & Supervision														
PS		3,069,884.00		3,069,884.00	3,069,884.00				3,069,884.00	3,069,882.90				3,069,882.90
Support to Operation														
Policy & Program Formulation, Monitoring and														
PS				-	-				-					-
Operations														
MFO 1 - TECHNICAL ADVISORY SERVICES														
Strengthening of Bipartite Labor Dispute														
Prevention Mechanisms and Workplace														
Cooperation and partnerships Schemes														
PS				-	-				-					-
MFO 2 - LABOR CONCILIATION, MEDIATION														
AND ARBITRATION SERVICES														
Conciliation and Mediation Services														
PS				-	-				-					-

STATEMENT OF APPROPRIATIONS, ALLOTMENTS, OBLIGATIONS, DISBURSEMENTS AND BALANCES
As of the Quarter Ending 31 March 2015


Department : Department of Labor & Employment
Agency : NATIONAL CONCILIATION & MEDIATION BOARD
Operating Unit : all
Organization Code (UACS) : 16 003 0000000
Funding Source Code (as clustered) : 1 01 101 ; 1 04 102 ; 1 01 406 ; 1 01 407 ; 1 04 355
(e.g. Old Fund Code: 101,102, 151)

Particulars	UACS CODE	Appropriations			Allotments					Current Year Obligations				
		Authorized Appropriation	Adjustments (Transfer (To)/From, Realignment)	Adjusted Appropriations	Allotments Received	Adjustments (Withdrawal, Realignment)	Transfer To	Transfer From	Adjusted Total Allotments	1st Quarter Ending March 31	2nd Quarter Ending June 30	3rd Quarter Ending Sept. 30	4th Quarter Ending Dec. 31	Total
1	2	3	4	5=(3+4)	6	7	8	9	10=[(6+(-)7) -8+9]	11	12	13	14	15=(11+12+13+14)
Sub-Total, Special Purpose Fund		3,069,884.00	-	3,069,884.00	3,069,884.00	-	-	-	3,069,884.00	3,069,882.90	-	-	-	3,069,882.90
PS		3,069,884.00	-	3,069,884.00	3,069,884.00	-	-	-	3,069,884.00	3,069,882.90	-	-	-	3,069,882.90
GRAND TOTAL		166,507,884.00	-	166,507,884.00	166,007,884.00	-	-	-	166,007,884.00	39,532,652.44	-	-	-	39,532,652.44
PS		101,582,884.00	-	101,582,884.00	101,582,884.00	-	-	-	101,582,884.00	28,344,719.31	-	-	-	28,344,719.31
MOOE		64,925,000.00	-	64,925,000.00	64,425,000.00	-	-	-	64,425,000.00	11,187,933.13	-	-	-	11,187,933.13
CO		-	-	-	-	-	-	-	-	-	-	-	-	-
Recapitulation by MFO:		124,832,000.00	-	124,832,000.00	124,832,000.00	-	-	-	124,832,000.00	28,030,253.57	-	-	-	28,030,253.57
MFO 1 - TECHNICAL ADVISORY SERVICES		62,134,000.00	-	62,134,000.00	62,134,000.00	-	-	-	62,134,000.00	12,904,834.15	-	-	-	12,904,834.15
MFO 2 - LABOR CONCILIATION, MEDIATION AND ARBITRATION SERVICES		62,698,000.00	-	62,698,000.00	62,698,000.00	-	-	-	62,698,000.00	15,125,419.42	-	-	-	15,125,419.42
OF WHICH:														
Major Programs/Projects														
KRA No. 1 - Just and Lasting Peace and the Rule of Law														
Operations														
MFO 1 - TECHNICAL ADVISORY SERVICES		62,134,000.00	-	62,134,000.00	62,134,000.00	-	-	-	62,134,000.00	12,904,834.15	-	-	-	12,904,834.15
MFO 2 - LABOR CONCILIATION, MEDIATION AND ARBITRATION SERVICES		62,698,000.00	-	62,698,000.00	62,698,000.00	-	-	-	62,698,000.00	15,125,419.42	-	-	-	15,125,419.42
Locally-Funded Projects														
Information Systems Strategic Plan		-	-	-	-	-	-	-	-	-	-	-	-	-

Certified Correct:


MARY GRACE L. PANGAN
Budget Officer I
Date:

Certified Correct:


EDITHLIANE P. TADEO
Chief AO, Financial & Management Div.
Date:

Approved By:


REYNALDO R. UBALDO
Executive Director IV
Date:

✓	Current Year Appropriations
	Supplemental Appropriations
	Continuing Appropriations

Particulars	UACS CODE	Current Year Disbursements					Balances			
		1st Quarter	2nd Quarter	3rd Quarter	4th Quarter	Total	Unreleased Appropriations	Unobligated Allotment	Unpaid Obligations (15-20) = (23+24)	
		Ending March 31	Ending June 30	Ending Sept. 30	Ending Dec. 31				Due and Demandable	Not Yet Due and Demandable
1	2	16	17	18	19	20=(16+17+18+19)	21=(5-10)	22=(10-15)	23	24
I. Agency Specific Budget	1 01 101									
General Administration & Support	1 00 000000									
General Management & Supervision	1 00 010000	5,762,323.45	-	-	-	5,762,323.45	-	20,498,176.55	1,500.00	-
PS		3,389,850.20				3,389,850.20		10,465,149.80	-	
MOOE		2,372,473.25				2,372,473.25		10,033,026.75	1,500.00	
CO						-		-	-	
Support to Operation	2 00 000000									
Policy & Program Formulation, Monitoring and Evaluation, and Conciliation/Mediation and Voluntary Arbitration	2 00 010000	2,153,252.67	-	-	-	2,153,252.67	-	7,869,558.45	8,188.88	-
PS		1,853,695.54				1,853,695.54		3,516,304.46	-	
MOOE		299,557.13				299,557.13		4,353,253.99	8,188.88	
CO						-		-	-	
Operations	3 00 000000	26,270,035.40	-	-	-	26,270,035.40	-	91,819,964.60	8,000.00	-
MFO 1 - TECHNICAL ADVISORY SERVICES	3 01 000000									
Strengthening of Bipartite Labor Dispute Prevention Mechanisms and Workplace Cooperation and partnerships Schemes	3 01 01 0000	12,120,630.86	-	-	-	12,120,630.86	-	46,909,369.14	-	-
PS		7,663,678.58				7,663,678.58		24,008,321.42	-	
MOOE		4,456,952.28				4,456,952.28		22,901,047.72	-	
CO						-		-	-	
MFO 2 - LABOR CONCILIATION, MEDIATION AND ARBITRATION SERVICES	3 02 000000									
Conciliation and Mediation Services	3 02 01 0000	14,149,404.54	-	-	-	14,149,404.54	-	44,910,595.46	8,000.00	-
PS		10,100,142.95				10,100,142.95		28,960,857.05	8,000.00	
MOOE		4,049,261.59				4,049,261.59		15,949,738.41	-	
CO						-		-	-	
Locally-Funded Project		-	-	-	-	-	-	-	-	-
Information Systems Strategic Plan	4 13 06 0001									
MOOE						-	-	-	-	-
CO						-	-	-	-	-

✓	Current Year Appropriations
	Supplemental Appropriations
	Continuing Appropriations

Particulars	UACS CODE	Current Year Disbursements					Balances			
		1st Quarter	2nd Quarter	3rd Quarter	4th Quarter	Total	Unreleased Appropriations	Unobligated Allotment	Unpaid Obligations (15-20) = (23+24)	
		Ending March 31	Ending June 30	Ending Sept. 30	Ending Dec. 31				Due and Demandable	Not Yet Due and Demandable
1	2	16	17	18	19	20=(16+17+18+19)	21=(5-10)	22=(10-15)	23	24
Sub-Total, Agency Specific Budget		34,185,611.52	-	-	-	26,270,035.40	-	120,187,699.60	17,688.88	-
PS		23,007,367.27	-	-	-	17,763,821.53	-	66,950,632.73	8,000.00	-
MOOE		11,178,244.25	-	-	-	8,506,213.87	-	53,237,066.87	9,688.88	-
CO		-	-	-	-	-	-	-	-	-
II. Automatic Appropriations										
<i>RLIP</i>	1 04 102	2,259,469.14	-	-	-	2,259,469.14	-	6,287,530.86	-	-
General Administration & Support	1 00 000000									
General Management & Supervision	1 00 010000	320,742.17				320,742.17		966,257.83	-	
PS										
Support to Operation	2 00 000000									
Policy & Program Formulation, Monitoring and										
Evaluation, and Conciliation/Mediation and										
Voluntary Arbitration	2 00 010000	186,508.80				186,508.80		339,491.20	-	
PS										
Operations	3 00 000000									
MFO 1 - TECHNICAL ADVISORY SERVICES	3 01 000000									
Strengthening of Bipartite Labor Dispute										
Prevention Mechanisms and Workplace										
Cooperation and partnerships Schemes	3 01 01 0000	784,203.29				784,203.29	-	2,319,796.71	-	
PS										
MFO 2 - LABOR CONCILIATION, MEDIATION										
AND ARBITRATION SERVICES	3 02 000000									
Conciliation and Mediation Services	3 02 01 0000	968,014.88				968,014.88	-	2,661,985.12	-	
PS										
Special Account in the General Fund										
Special Voluntary Arbitration Fund	1 04 355	-	-	-	-	-	500,000.00	-	-	-
MOOE							500,000.00	-	-	-
Sub-Total, Automatic Appropriations		2,259,469.14	-	-	-	1,752,218.17	500,000.00	6,287,530.86	-	-
PS		2,259,469.14	-	-	-	1,752,218.17	-	6,287,530.86	-	-
MOOE		-	-	-	-	-	500,000.00	-	-	-

✓	Current Year Appropriations
	Supplemental Appropriations
	Continuing Appropriations

Particulars	UACS CODE	Current Year Disbursements					Balances			
		1st Quarter	2nd Quarter	3rd Quarter	4th Quarter	Total	Unreleased Appropriations	Unobligated Allotment	Unpaid Obligations (15-20) = (23+24)	
		Ending March 31	Ending June 30	Ending Sept. 30	Ending Dec. 31				Due and Demandable	Not Yet Due and Demandable
1	2	16	17	18	19	20=(16+17+18+19)	21=(5-10)	22=(10-15)	23	24
III. Special Purpose Fund										
Miscellaneous Personnel Benefits Fund	1 01 406	-	-	-	-	-	-	-	-	-
General Administration & Support										
General Management & Supervision										
PS						-	-	-	-	
Support to Operation										
Policy & Program Formulation, Monitoring and						-	-	-	-	
PS										
Operations										
MFO 1 - TECHNICAL ADVISORY SERVICES										
Strengthening of Bipartite Labor Dispute										
Prevention Mechanisms and Workplace										
Cooperation and partnerships Schemes										
PS						-	-	-		-
MFO 2 - LABOR CONCILIATION, MEDIATION										
AND ARBITRATION SERVICES										
Conciliation and Mediation Services						-	-	-		-
PS										
Pension and Gratuity Fund	1 01 407	3,069,882.90	-	-	-	3,069,882.90	-	1.10	-	-
General Administration & Support										
General Management & Supervision										
PS		3,069,882.90				3,069,882.90	-	1.10		-
Support to Operation										
Policy & Program Formulation, Monitoring and										
PS						-	-	-		-
Operations										
MFO 1 - TECHNICAL ADVISORY SERVICES										
Strengthening of Bipartite Labor Dispute										
Prevention Mechanisms and Workplace										
Cooperation and partnerships Schemes										
PS						-	-	-		-
MFO 2 - LABOR CONCILIATION, MEDIATION										
AND ARBITRATION SERVICES										
Conciliation and Mediation Services										
PS						-	-	-		-

S

✓	Current Year Appropriations
	Supplemental Appropriations
	Continuing Appropriations

Particulars	UACS CODE	Current Year Disbursements					Balances			
		1st Quarter	2nd Quarter	3rd Quarter	4th Quarter	Total	Unreleased Appropriations	Unobligated Allotment	Unpaid Obligations (15-20) = (23+24)	
		Ending March 31	Ending June 30	Ending Sept. 30	Ending Dec. 31				Due and Demandable	Not Yet Due and Demandable
1	2	16	17	18	19	20=(16+17+18+19)	21=(5-10)	22=(10-15)	23	24
Sub-Total, Special Purpose Fund PS		3,069,882.90	-	-	-	3,069,882.90	-	1.10	-	-
		3,069,882.90	-	-	-	3,069,882.90	-	1.10	-	-
GRAND TOTAL		39,514,963.56	-	-	-	39,514,963.56	500,000.00	126,475,231.56	17,688.88	-
PS		28,336,719.31	-	-	-	28,336,719.31	-	73,238,164.69	8,000.00	-
MOOE		11,178,244.25	-	-	-	11,178,244.25	500,000.00	53,237,066.87	9,688.88	-
CO		-	-	-	-	-	-	-	-	-
Recapitulation by MFO:		28,022,253.57	-	-	-	28,022,253.57	-	96,801,746.43	8,000.00	-
MFO 1 - TECHNICAL ADVISORY SERVICES		12,904,834.15	-	-	-	12,904,834.15	-	49,229,165.85	-	-
MFO 2 - LABOR CONCILIATION, MEDIATION AND ARBITRATION SERVICES		15,117,419.42	-	-	-	15,117,419.42	-	47,572,580.58	8,000.00	-
OF WHICH:										
Major Programs/Projects										
KRA No. 1 - Just and Lasting Peace and the Rule of Law										
Operations										
MFO 1 - TECHNICAL ADVISORY SERVICES		12,904,834.15	-	-	-	12,904,834.15	-	49,229,165.85	-	-
MFO 2 - LABOR CONCILIATION, MEDIATION AND ARBITRATION SERVICES		15,117,419.42	-	-	-	15,117,419.42	-	47,572,580.58	8,000.00	-
Locally-Funded Projects										
Information Systems Strategic Plan		-	-	-	-	-	-	-	-	-

STATEMENT OF APPROPRIATIONS, ALLOTMENTS, OBLIGATIONS, DISBURSEMENTS AND BALANCES
As of the Quarter Ending 31 March 2015

Department : Department of Labor & Employment
Agency : NATIONAL CONCILIATION & MEDIATION BOARD
Operating Unit : all
Organization Code (UACS) : 16 003 0000000
Funding Source Code (as clustered) : 1 02 101
(e.g. Old Fund Code: 101,102, 151)

Particulars	UACS CODE	Appropriations			Allotments					Current Year Obligations				
		Authorized Appropriation	Adjustments (Transfer (To)/From, Realignment)	Adjusted Appropriations	Allotments Received	Adjustments (Withdrawal, Realignment)	Transfer To	Transfer From	Adjusted Total Allotments	1st Quarter Ending March 31	2nd Quarter Ending June 30	3rd Quarter Ending Sept. 30	4th Quarter Ending Dec. 31	Total
1	2	3	4	5=(3+4)	6	7	8	9	10=[(6+(-)7)-8+9]	11	12	13	14	15=(11+12+13+14)
I. Agency Specific Budget	1 01 101													
<i>General Administration & Support</i>	1 00 000000													
General Management & Supervision	1 00 010000	1,670,384.43	-	1,670,384.43	1,670,384.43	-	-	-	1,670,384.43	136,757.80	-	-	-	136,757.80
MOOE		1,404,810.43		1,404,810.43	1,404,810.43				1,404,810.43	115,257.80				115,257.80
CO		265,574.00		265,574.00	265,574.00				265,574.00	21,500.00				21,500.00
<i>Support to Operation</i>	2 00 000000													
Policy & Program Formulation, Monitoring and Evaluation, and Conciliation/Mediation and Voluntary Arbitration	2 00 010000	1,063,823.83	-	1,063,823.83	1,063,823.83	-	-	-	1,063,823.83	89,103.27	-	-	-	89,103.27
MOOE		1,063,823.83		1,063,823.83	1,063,823.83				1,063,823.83	89,103.27				89,103.27
CO				-	-				-					-
<i>Operations</i>	3 00 000000	5,631,963.15	-	5,631,963.15	5,631,963.15	-	-	-	5,631,963.15	215,389.95	-	-	-	215,389.95
MFO 1 - TECHNICAL ADVISORY SERVICES	3 01 000000													
Strengthening of Bipartite Labor Dispute Prevention Mechanisms and Workplace Cooperation and partnerships Schemes	3 01 01 0000	2,963,923.32	-	2,963,923.32	2,963,923.32	-	-	-	2,963,923.32	114,783.16	-	-	-	114,783.16
MOOE		2,329,905.32		2,329,905.32	2,329,905.32				2,329,905.32	114,783.16				114,783.16
CO		634,018.00		634,018.00	634,018.00				634,018.00					-
MFO 2 - LABOR CONCILIATION, MEDIATION AND ARBITRATION SERVICES	3 02 000000	2,668,039.83	-	2,668,039.83	2,668,039.83	-	-	-	2,668,039.83	100,606.79	-	-	-	100,606.79
Conciliation and Mediation Services	3 02 01 0000	2,546,865.58		2,546,865.58	2,546,865.58				2,546,865.58	100,606.79				100,606.79
MOOE														
CO		121,174.25		121,174.25	121,174.25				121,174.25					-

STATEMENT OF APPROPRIATIONS, ALLOTMENTS, OBLIGATIONS, DISBURSEMENTS AND BALANCES
As of the Quarter Ending 31 March 2015

Department : Department of Labor & Employment
Agency : NATIONAL CONCILIATION & MEDIATION BOARD
Operating Unit : all
Organization Code (UACS) : 16 003 0000000
Funding Source Code (as clustered) : 1 02 101
(e.g. Old Fund Code: 101,102, 151)

Particulars	UACS CODE	Appropriations			Allotments					Current Year Obligations				
		Authorized Appropriation	Adjustments (Transfer (To)/From, Realignment)	Adjusted Appropriations	Allotments Received	Adjustments (Withdrawal, Realignment)	Transfer To	Transfer From	Adjusted Total Allotments	1st Quarter Ending March 31	2nd Quarter Ending June 30	3rd Quarter Ending Sept. 30	4th Quarter Ending Dec. 31	Total
1	2	3	4	5=(3+4)	6	7	8	9	10=[(6+(-)7) -8+9]	11	12	13	14	15=(11+12+13+14)
<i>Locally-Funded Project</i>	4 13 06 0001	8,630,001.69	-	8,630,001.69	8,630,001.69	-	-	-	8,630,001.69	30,000.00	-	-	-	30,000.00
Information Systems Strategic Plan														
MOOE		2,591,475.53		2,591,475.53	2,591,475.53				2,591,475.53	30,000.00				30,000.00
CO		6,038,526.16		6,038,526.16	6,038,526.16				6,038,526.16					-
Sub-Total, Agency Specific Budget		16,996,173.10	-	16,996,173.10	16,996,173.10	-	-	-	16,996,173.10	471,251.02	-	-	-	245,389.95
MOOE		9,936,880.69	-	9,936,880.69	9,936,880.69	-	-	-	9,936,880.69	449,751.02	-	-	-	245,389.95
CO		7,059,292.41	-	7,059,292.41	7,059,292.41	-	-	-	7,059,292.41	21,500.00	-	-	-	-
II. Automatic Appropriations														
<i>Special Account in the General Fund</i>	1 04 355	-	-	-	-	-	-	-	-	-	-	-	-	-
Special Voluntary Arbitration Fund														
MOOE		-	-	-	-	-	-	-	-	-	-	-	-	-
CO		-	-	-	-	-	-	-	-	-	-	-	-	-
Sub-Total, Automatic Appropriations		-	-	-	-	-	-	-	-	-	-	-	-	-
MOOE		-	-	-	-	-	-	-	-	-	-	-	-	-
CO		-	-	-	-	-	-	-	-	-	-	-	-	-
GRAND TOTAL		16,996,173.10	-	16,996,173.10	16,996,173.10	-	-	-	16,996,173.10	471,251.02	-	-	-	471,251.02
MOOE		9,936,880.69	-	9,936,880.69	9,936,880.69	-	-	-	9,936,880.69	449,751.02	-	-	-	449,751.02
CO		7,059,292.41	-	7,059,292.41	7,059,292.41	-	-	-	7,059,292.41	21,500.00	-	-	-	21,500.00
Recapitulation by MFO:		5,631,963.15	-	5,631,963.15	5,631,963.15	-	-	-	5,631,963.15	215,389.95	-	-	-	215,389.95
MFO 1 - TECHNICAL ADVISORY SERVICES		2,963,923.32	-	2,963,923.32	2,963,923.32	-	-	-	2,963,923.32	114,783.16	-	-	-	114,783.16
MFO 2 - LABOR CONCILIATION, MEDIATION AND ARBITRATION SERVICES		2,668,039.83	-	2,668,039.83	2,668,039.83	-	-	-	2,668,039.83	100,606.79	-	-	-	100,606.79

STATEMENT OF APPROPRIATIONS, ALLOTMENTS, OBLIGATIONS, DISBURSEMENTS AND BALANCES
As of the Quarter Ending 31 March 2015

Department : Department of Labor & Employment
Agency : NATIONAL CONCILIATION & MEDIATION BOARD
Operating Unit : all
Organization Code (UACS) : 16 003 0000000
Funding Source Code (as clustered) : 1 02 101
(e.g. Old Fund Code: 101,102, 151)

Particulars	UACS CODE	Appropriations			Allotments					Current Year Obligations				
		Authorized Appropriation	Adjustments (Transfer (To)/From, Realignment)	Adjusted Appropriations	Allotments Received	Adjustments (Withdrawal, Realignment)	Transfer To	Transfer From	Adjusted Total Allotments	1st Quarter Ending March 31	2nd Quarter Ending June 30	3rd Quarter Ending Sept. 30	4th Quarter Ending Dec. 31	Total
1	2	3	4	5=(3+4)	6	7	8	9	10=[(6+(-)7) -8+9]	11	12	13	14	15=(11+12+13+14)
OF WHICH:														
Major Programs/Projects														
KRA No. 1 - Just and Lasting Peace and the Rule of Law														
Operations														
MFO 1 - TECHNICAL ADVISORY SERVICES		2,963,923.32	-	2,963,923.32	2,963,923.32	-	-	-	2,963,923.32	114,783.16	-	-	-	114,783.16
MFO 2 - LABOR CONCILIATION, MEDIATION AND ARBITRATION SERVICES		2,668,039.83	-	2,668,039.83	2,668,039.83	-	-	-	2,668,039.83	100,606.79	-	-	-	100,606.79
Locally-Funded Projects														
Information Systems Strategic Plan		8,630,001.69	-	8,630,001.69	8,630,001.69	-	-	-	8,630,001.69	30,000.00	-	-	-	30,000.00

Certified Correct:  MARY GRACE L. PANGAN Budget Officer I Date:	Certified Correct:  EDITHLIANE P. TADEO Chief AO, Financial & Management Div. Date:	Approved By:  REYNALDO R. UBALDO Executive Director IV Date:
--	--	---

	Current Year Appropriations
	Supplemental Appropriations
✓	Continuing Appropriations

Particulars	UACS CODE	Current Year Disbursements					Balances			
		1st Quarter	2nd Quarter	3rd Quarter	4th Quarter	Total	Unreleased Appropriations	Unobligated Allotment	Unpaid Obligations (15-20) = (23+24)	
		Ending March 31	Ending June 30	Ending Sept. 30	Ending Dec. 31				Due and Demandable	Not Yet Due and Demandable
1	2	16	17	18	19	20=(16+17+18+19)	21=(5-10)	22=(10-15)	23	24
I. Agency Specific Budget	1 01 101									
General Administration & Support	1 00 000000									
General Management & Supervision	1 00 010000	134,864.80	-	-	-	134,864.80	-	1,533,626.63	1,893.00	-
MOOE		113,364.80				113,364.80		1,289,552.63	1,893.00	
CO		21,500.00				21,500.00		244,074.00	-	
Support to Operation	2 00 000000					-			-	
Policy & Program Formulation, Monitoring and Evaluation, and Conciliation/Mediation and Voluntary Arbitration	2 00 010000	89,103.27	-	-	-	89,103.27	-	974,720.56	-	-
MOOE		89,103.27				89,103.27		974,720.56	-	
CO						-		-	-	-
Operations	3 00 000000	215,389.95	-	-	-	215,389.95	-	5,416,573.20	-	-
MFO 1 - TECHNICAL ADVISORY SERVICES	3 01 000000									
Strengthening of Bipartite Labor Dispute Prevention Mechanisms and Workplace Cooperation and partnerships Schemes	3 01 01 0000	114,783.16	-	-	-	114,783.16	-	2,849,140.16	-	-
MOOE		114,783.16				114,783.16		2,215,122.16	-	
CO						-		634,018.00		-
MFO 2 - LABOR CONCILIATION, MEDIATION AND ARBITRATION SERVICES	3 02 000000									
Conciliation and Mediation Services	3 02 01 0000	100,606.79	-	-	-	100,606.79	-	2,567,433.04	-	-
MOOE		100,606.79				100,606.79		2,446,258.79	-	
CO						-		121,174.25		-

	Current Year Appropriations
	Supplemental Appropriations
✓	Continuing Appropriations

Particulars	UACS CODE	Current Year Disbursements					Balances				
		1st Quarter Ending March 31	2nd Quarter Ending June 30	3rd Quarter Ending Sept. 30	4th Quarter Ending Dec. 31	Total	Unreleased Appropriations	Unobligated Allotment	Unpaid Obligations (15-20) = (23+24)		
									Due and Demandable	Not Yet Due and Demandable	
1	2	16	17	18	19	20=(16+17+18+19)	21=(5-10)	22=(10-15)	23	24	
<i>Locally-Funded Project</i> Information Systems Strategic Plan MOOE CO Sub-Total, Agency Specific Budget MOOE CO II. Automatic Appropriations <i>Special Account in the General Fund</i> Special Voluntary Arbitration Fund MOOE Sub-Total, Automatic Appropriations MOOE	4 13 06 0001	30,000.00	-	-	-	30,000.00	-	8,600,001.69	-	-	
		30,000.00				30,000.00 -	- -	2,561,475.53 6,038,526.16		- -	
		469,358.02	-	-	-	469,358.02	-	16,524,922.08	1,893.00	-	
		447,858.02 21,500.00	- -	- -	- -	447,858.02 21,500.00	- -	9,487,129.67 7,037,792.41	1,893.00 -	- -	
	1 04 355										
		-	-	-	-	-	-	-	-	-	-
		-	-	-	-	-	-	-	-	-	-
		-	-	-	-	-	-	-	-	-	-
		-	-	-	-	-	-	-	-	-	-
GRAND TOTAL MOOE CO Recapitulation by MFO: MFO 1 - TECHNICAL ADVISORY SERVICES MFO 2 - LABOR CONCILIATION, MEDIATION AND ARBITRATION SERVICES		469,358.02	-	-	-	469,358.02	-	16,524,922.08	1,893.00	-	
		447,858.02 21,500.00	- -	- -	- -	447,858.02 21,500.00	- -	9,487,129.67 7,037,792.41	1,893.00 -	- -	
		215,389.95	-	-	-	215,389.95	-	5,416,573.20	-	-	
		114,783.16	-	-	-	114,783.16	-	2,849,140.16	-	-	
		100,606.79	-	-	-	100,606.79	-	2,567,433.04	-	-	

	Current Year Appropriations
	Supplemental Appropriations
✓	Continuing Appropriations

Particulars	UACS CODE	Current Year Disbursements					Balances			
		1st Quarter	2nd Quarter	3rd Quarter	4th Quarter	Total	Unreleased Appropriations	Unobligated Allotment	Unpaid Obligations (15-20) = (23+24)	
		Ending March 31	Ending June 30	Ending Sept. 30	Ending Dec. 31				Due and Demandable	Not Yet Due and Demandable
1	2	16	17	18	19	20=(16+17+18+19)	21=(5-10)	22=(10-15)	23	24
OF WHICH: Major Programs/Projects										
KRA No. 1 - Just and Lasting Peace and the Rule of Law										
Operations										
MFO 1 - TECHNICAL ADVISORY SERVICES		114,783.16	-	-	-	114,783.16	-	2,849,140.16	-	-
MFO 2 - LABOR CONCILIATION, MEDIATION AND ARBITRATION SERVICES		100,606.79	-	-	-	100,606.79	-	2,567,433.04	-	-
Locally-Funded Projects										
Information Systems Strategic Plan		30,000.00	-	-	-	30,000.00	-	8,600,001.69	-	-

STATEMENT OF APPROPRIATIONS, ALLOTMENTS, OBLIGATIONS, DISBURSEMENTS AND BALANCES
As of the Quarter Ending 30 June 2015

Department : Department of Labor & Employment
 Agency : NATIONAL CONCILIATION & MEDIATION BOARD
 Operating Unit : all
 Organization Code (UACS) : 16 003 0000000
 Funding Source Code (as clustered) : 1 01 101 ; 1 04 102 ; 1 01 406 ; 1 01 407 ; 1 04 355
 (e.g. Old Fund Code: 101,102, 151)

<input checked="" type="checkbox"/>	Current Year Appropriations
<input type="checkbox"/>	Supplemental Appropriations
<input type="checkbox"/>	Continuing Appropriations

Particulars	UACS CODE	Appropriations			Allotments					Current Year Obligations				
		Authorized Appropriation	Adjustments (Transfer To/From, Realignment)	Adjusted Appropriations	Allotments Received	Adjustments (Withdrawal, Realignment)	Transfer To	Transfer From	Adjusted Total Allotments	1st Quarter Ending March 31	2nd Quarter Ending June 30	3rd Quarter Ending Sept. 30	4th Quarter Ending Dec. 31	Total
1	2	3	4	5=(3+4)	6	7	8	9	10=[(6+(-17)-8+9)]	11	12	13	14	15=(11+12+13+14)
I. Agency Specific Budget	1 01 101													
General Administration & Support	1 00 000000													
General Management & Supervision	1 00 010000	26,262,000.00	-	26,262,000.00	26,262,000.00	-	-	-	26,262,000.00	5,676,698.45	7,244,082.56	-	-	12,920,781.01
PS		13,855,000.00		13,855,000.00	13,855,000.00	-			13,855,000.00	3,389,850.20	4,731,333.90			8,121,184.10
MOOE		12,407,000.00		12,407,000.00	12,407,000.00	-			12,407,000.00	2,286,848.25	2,512,748.66			4,799,596.91
CO														
Support to Operation	2 00 000000													
Policy & Program Formulation, Monitoring and Evaluation, and Conciliation/Mediation and Voluntary Arbitration	2 00 010000	10,031,000.00	-	10,031,000.00	10,031,000.00	-	-	-	10,031,000.00	2,161,441.55	4,437,969.04	-	-	6,599,410.59
PS		5,370,000.00		5,370,000.00	5,370,000.00	-			5,370,000.00	1,853,695.54	2,784,114.50			4,637,810.04
MOOE		4,661,000.00		4,661,000.00	4,661,000.00	-			4,661,000.00	307,746.01	1,653,854.54			1,961,600.55
CO														
Operations	3 00 000000	118,098,000.00	-	118,098,000.00	118,098,000.00	-	-	-	118,098,000.00	26,253,827.07	29,327,735.90	-	-	55,581,562.97
MFO 1 - TECHNICAL ADVISORY SERVICES	3 01 000000													
Strengthening of Bipartite Labor Dispute Prevention Mechanisms and Workplace Cooperation and partnerships Schemes	3 01 01 0000	59,030,000.00	-	59,030,000.00	59,030,000.00	-	-	-	59,030,000.00	12,149,525.46	13,685,624.61	-	-	25,835,150.07
PS		31,672,000.00		31,672,000.00	31,672,000.00	-			31,672,000.00	7,658,678.58	8,611,893.67			16,270,572.25
MOOE		27,358,000.00		27,358,000.00	27,358,000.00	-			27,358,000.00	4,490,846.88	5,073,730.94			9,564,577.82
CO														
MFO 2 - LABOR CONCILIATION, MEDIATION AND ARBITRATION SERVICES	3 02 000000													
Conciliation and Mediation Services	3 02 01 0000	59,068,000.00	-	59,068,000.00	59,068,000.00	-	-	-	59,068,000.00	14,104,301.61	15,642,111.29	-	-	29,746,412.90
PS		39,069,000.00		39,069,000.00	39,069,000.00	-			39,069,000.00	10,106,142.95	11,430,596.71			21,536,739.66
MOOE		19,999,000.00		19,999,000.00	19,999,000.00	-			19,999,000.00	3,996,158.66	4,211,514.58			8,207,673.24
CO														
Locally-Funded Project														
Information Systems Strategic Plan	4 13 06 0001													
MOOE														
CO														

STATEMENT OF APPROPRIATIONS, ALLOTMENTS, OBLIGATIONS, DISBURSEMENTS AND BALANCES
As of the Quarter Ending 30 June 2015

Department : Department of Labor & Employment
 Agency : NATIONAL CONCILIATION & MEDIATION BOARD
 Operating Unit : all
 Organization Code (UACS) : 16 003 0000000
 Funding Source Code (as clustered) : 1 01 101 ; 1 04 102 ; 1 01 406 ; 1 01 407 ; 1 04 355
 (e.g. Old Fund Code: 101,102, 151)

<input checked="" type="checkbox"/>	Current Year Appropriations
<input type="checkbox"/>	Supplemental Appropriations
<input type="checkbox"/>	Continuing Appropriations

Particulars	UACS CODE	Appropriations			Allotments					Current Year Obligations				
		Authorized Appropriation	Adjustments (Transfer (To)/From, Realignment)	Adjusted Appropriations	Allotments Received	Adjustments (Withdrawal, Realignment)	Transfer To	Transfer From	Adjusted Total Allotments	1st Quarter Ending March 31	2nd Quarter Ending June 30	3rd Quarter Ending Sept. 30	4th Quarter Ending Dec. 31	Total
1	2	3	4	5=(3+4)	6	7	8	9	10=[(6+(-)7)-8+9]	11	12	13	14	15=(11+12+13+14)
Sub-Total, Agency Specific Budget		154,391,000.00	-	154,391,000.00	154,391,000.00	-	-	-	154,391,000.00	34,091,967.07	41,009,787.50	-	-	75,101,754.57
PS		89,966,000.00	-	89,966,000.00	89,966,000.00	-	-	-	89,966,000.00	23,010,367.27	27,557,938.78	-	-	50,568,306.05
MOOE		64,425,000.00	-	64,425,000.00	64,425,000.00	-	-	-	64,425,000.00	11,081,599.80	13,451,848.72	-	-	24,533,448.52
CO		-	-	-	-	-	-	-	-	-	-	-	-	-
II. Automatic Appropriations														
RLIP	1 04 102	8,547,000.00	-	8,547,000.00	8,547,000.00	-	-	-	8,547,000.00	2,259,469.14	2,229,412.27	-	-	4,488,881.41
General Administration & Support	1 00 000000													
General Management & Supervision	1 00 010000													
PS		1,287,000.00	-	1,287,000.00	1,287,000.00	-	-	-	1,287,000.00	320,742.17	321,743.16	-	-	642,485.33
Support to Operation	2 00 000000													
Policy & Program Formulation, Monitoring and Evaluation, and Conciliation/Mediation and Voluntary Arbitration	2 00 010000													
PS		526,000.00	-	526,000.00	526,000.00	-	-	-	526,000.00	186,508.80	201,911.24	-	-	388,420.04
Operations	3 00 000000													
MFO 1 - TECHNICAL ADVISORY SERVICES	3 01 000000													
Strengthening of Bipartite Labor Dispute Prevention Mechanisms and Workplace Cooperation and partnerships Schemes	3 01 01 0000													
PS		3,104,000.00	-	3,104,000.00	3,104,000.00	-	-	-	3,104,000.00	784,203.29	774,915.13	-	-	1,559,118.42
MFO 2 - LABOR CONCILIATION, MEDIATION AND ARBITRATION SERVICES	3 02 000000													
Conciliation and Mediation Services	3 02 01 0000													
PS		3,630,000.00	-	3,630,000.00	3,630,000.00	-	-	-	3,630,000.00	968,014.88	930,842.74	-	-	1,898,857.62
Special Account in the General Fund														
Special Voluntary Arbitration Fund	1 04 355													
MOOE		500,000.00	-	500,000.00	-	-	-	-	-	-	-	-	-	-
		500,000.00	-	500,000.00	-	-	-	-	-	-	-	-	-	-
Sub-Total, Automatic Appropriations		9,047,000.00	-	9,047,000.00	8,547,000.00	-	-	-	8,547,000.00	2,259,469.14	2,229,412.27	-	-	4,488,881.41
PS		8,547,000.00	-	8,547,000.00	8,547,000.00	-	-	-	8,547,000.00	2,259,469.14	2,229,412.27	-	-	4,488,881.41
MOOE		500,000.00	-	500,000.00	-	-	-	-	-	-	-	-	-	-

STATEMENT OF APPROPRIATIONS, ALLOTMENTS, OBLIGATIONS, DISBURSEMENTS AND BALANCES
As of the Quarter Ending 30 June 2015

Department : Department of Labor & Employment
 Agency : NATIONAL CONCILIATION & MEDIATION BOARD
 Operating Unit : all
 Organization Code (UACS) : 16 003 0000000
 Funding Source Code (as clustered) : 1 01 101 ; 1 04 102 ; 1 01 406 ; 1 01 407 ; 1 04 355
 (e.g. Old Fund Code: 101,102, 151)

<input checked="" type="checkbox"/>	Current Year Appropriations
<input type="checkbox"/>	Supplemental Appropriations
<input type="checkbox"/>	Continuing Appropriations

Particulars	UACS CODE	Appropriations			Allotments					Current Year Obligations				
		Authorized Appropriation	Adjustments (Transfer (To)/From, Realignment)	Adjusted Appropriations	Allotments Received	Adjustments (Withdrawal, Realignment)	Transfer To	Transfer From	Adjusted Total Allotments	1st Quarter Ending March 31	2nd Quarter Ending June 30	3rd Quarter Ending Sept. 30	4th Quarter Ending Dec. 31	Total
1	2	3	4	5=(3+4)	6	7	8	9	10=[(6+(-)7) -8+9]	11	12	13	14	15=(11+12+13+14)
III. Special Purpose Fund														
Miscellaneous Personnel Benefits Fund	1 01 406	-	6,308,043.00	6,308,043.00	6,308,043.00	-	-	-	6,308,043.00	-	6,189,866.00	-	-	6,189,866.00
General Administration & Support														
General Management & Supervision														
PS			6,308,043.00	6,308,043.00	6,308,043.00				6,308,043.00		6,189,866.00			6,189,866.00
Support to Operation														
Policy & Program Formulation, Monitoring and														
PS				-	-				-					-
Operations														
MFO 1 - TECHNICAL ADVISORY SERVICES														
Strengthening of Bipartite Labor Dispute														
Prevention Mechanisms and Workplace														
Cooperation and partnerships Schemes														
PS				-	-				-					-
MFO 2 - LABOR CONCILIATION, MEDIATION														
AND ARBITRATION SERVICES														
Conciliation and Mediation Services														
PS				-	-				-					-
Pension and Gratuity Fund	1 01 407	-	5,339,610.00	5,339,610.00	5,339,610.00	-	-	-	5,339,610.00	3,069,882.90	2,269,724.78	-	-	5,339,607.68
General Administration & Support														
General Management & Supervision														
PS			5,339,610.00	5,339,610.00	5,339,610.00				5,339,610.00	3,069,882.90	2,269,724.78			5,339,607.68
Support to Operation														
Policy & Program Formulation, Monitoring and														
PS				-	-				-					-
Operations														
MFO 1 - TECHNICAL ADVISORY SERVICES														
Strengthening of Bipartite Labor Dispute														
Prevention Mechanisms and Workplace														
Cooperation and partnerships Schemes														
PS				-	-				-					-
MFO 2 - LABOR CONCILIATION, MEDIATION														
AND ARBITRATION SERVICES														
Conciliation and Mediation Services														
PS				-	-				-					-

STATEMENT OF APPROPRIATIONS, ALLOTMENTS, OBLIGATIONS, DISBURSEMENTS AND BALANCES
As of the Quarter Ending 30 June 2015

Department : Department of Labor & Employment
 Agency : NATIONAL CONCILIATION & MEDIATION BOARD
 Operating Unit : all
 Organization Code (UACS) : 16 003 0000000
 Funding Source Code (as clustered) : 1 01 101 ; 1 04 102 ; 1 01 406 ; 1 01 407 ; 1 04 355
 (e.g. Old Fund Code: 101,102, 151)

<input checked="" type="checkbox"/>	Current Year Appropriations
<input type="checkbox"/>	Supplemental Appropriations
<input type="checkbox"/>	Continuing Appropriations

Particulars	UACS CODE	Appropriations			Allotments					Current Year Obligations				
		Authorized Appropriation	Adjustments (Transfer (To)/From, Reassignment)	Adjusted Appropriations	Allotments Received	Adjustments (Withdrawal, Reassignment)	Transfer To	Transfer From	Adjusted Total Allotments	1st Quarter Ending March 31	2nd Quarter Ending June 30	3rd Quarter Ending Sept. 30	4th Quarter Ending Dec. 31	Total
1	2	3	4	5=(3+4)	6	7	8	9	10=[(6+(-)7) -8+9]	11	12	13	14	15=(11+12+13+14)
Sub-Total, Special Purpose Fund		-	11,647,653.00	11,647,653.00	11,647,653.00	-	-	-	11,647,653.00	3,069,882.90	8,459,590.78	-	-	11,529,473.68
PS		-	11,647,653.00	11,647,653.00	11,647,653.00	-	-	-	11,647,653.00	3,069,882.90	8,459,590.78	-	-	11,529,473.68
GRAND TOTAL		163,438,000.00	11,647,653.00	175,085,653.00	174,585,653.00	-	-	-	174,585,653.00	39,421,319.11	51,698,790.55	-	-	91,120,109.66
PS		98,513,000.00	11,647,653.00	110,160,653.00	110,160,653.00	-	-	-	110,160,653.00	28,339,719.31	38,246,941.83	-	-	66,586,661.14
MOOE		64,925,000.00	-	64,925,000.00	64,425,000.00	-	-	-	64,425,000.00	11,081,599.80	13,451,848.72	-	-	24,533,448.52
CO		-	-	-	-	-	-	-	-	-	-	-	-	-
Recapitulation by MFO:		124,832,000.00	-	124,832,000.00	124,832,000.00	-	-	-	124,832,000.00	28,006,045.24	31,033,493.77	-	-	59,039,539.01
MFO 1 - TECHNICAL ADVISORY SERVICES		62,134,000.00	-	62,134,000.00	62,134,000.00	-	-	-	62,134,000.00	12,933,728.75	14,460,539.74	-	-	27,394,268.49
MFO 2 - LABOR CONCILIATION, MEDIATION AND ARBITRATION SERVICES		62,698,000.00	-	62,698,000.00	62,698,000.00	-	-	-	62,698,000.00	15,072,316.49	16,572,954.03	-	-	31,645,270.52
OF WHICH:														
Major Programs/Projects														
KRA No. 1 - Just and Lasting Peace and the Rule of Law														
Operations														
MFO 1 - TECHNICAL ADVISORY SERVICES		62,134,000.00	-	62,134,000.00	62,134,000.00	-	-	-	62,134,000.00	12,933,728.75	14,460,539.74	-	-	27,394,268.49
MFO 2 - LABOR CONCILIATION, MEDIATION AND ARBITRATION SERVICES		62,698,000.00	-	62,698,000.00	62,698,000.00	-	-	-	62,698,000.00	15,072,316.49	16,572,954.03	-	-	31,645,270.52
Locally-Funded Projects		-	-	-	-	-	-	-	-	-	-	-	-	-
Information Systems Strategic Plan		-	-	-	-	-	-	-	-	-	-	-	-	-

FAR No. 1

<input checked="" type="checkbox"/>	Current Year Appropriations
<input type="checkbox"/>	Supplemental Appropriations
<input type="checkbox"/>	Continuing Appropriations

Particulars	UACS CODE	Current Year Disbursements					Balances			
		1st Quarter	2nd Quarter	3rd Quarter	4th Quarter	Total	Unreleased Appropriations	Unobligated Allotment	Unpaid Obligations (15-20) = (23+24)	
		Ending March 31	Ending June 30	Ending Sept. 30	Ending Dec. 31				Due and Demandable	Not Yet Due and Demandable
1	2	16	17	18	19	20=(16+17+18+19)	21=(5-10)	22=(10-15)	23	24
I. Agency Specific Budget	1 01 101									
General Administration & Support	1 00 000000									
General Management & Supervision	1 00 010000	5,645,340.45	7,062,914.90	-	-	12,708,255.35	-	13,341,218.99	212,525.66	-
PS		3,389,850.20	4,731,333.90			8,121,184.10		5,733,815.90	-	
MOOE		2,255,490.25	2,331,581.00			4,587,071.25		7,607,403.09	212,525.66	
CO						-		-	-	
Support to Operation	2 00 000000									
Policy & Program Formulation, Monitoring and Evaluation, and Conciliation/Mediation and Voluntary Arbitration	2 00 010000	2,153,252.67	4,275,782.46	-	-	6,429,035.13	-	3,431,589.41	170,375.46	-
PS		1,863,695.54	2,763,565.50			4,617,261.04		732,189.96	20,549.00	
MOOE		299,557.13	1,512,216.96			1,811,774.09		2,699,399.45	149,826.46	
CO						-		-	-	
Operations	3 00 000000	26,242,977.07	29,328,794.69	-	-	55,571,771.76	-	62,516,437.03	9,791.21	-
MFO 1 - TECHNICAL ADVISORY SERVICES	3 01 000000									
Strengthening of Bipartite Labor Dispute Prevention Mechanisms and Workplace Cooperation and partnerships Schemes	3 01 01 0000	12,149,425.46	13,682,483.40	-	-	25,831,908.86	-	33,194,849.93	3,241.21	-
PS		7,658,578.58	8,608,752.46			16,267,331.04		15,401,427.75	3,241.21	
MOOE		4,490,846.88	5,073,730.94			9,564,577.82		17,793,422.18	-	
CO						-		-	-	
MFO 2 - LABOR CONCILIATION, MEDIATION AND ARBITRATION SERVICES	3 02 000000									
Conciliation and Mediation Services	3 02 01 0000	14,093,551.61	15,646,311.29	-	-	29,739,862.90	-	29,321,587.10	6,550.00	-
PS		10,100,142.95	11,438,596.71			21,538,739.66		17,530,260.34	-	
MOOE		3,993,408.66	4,207,714.58			8,201,123.24		11,791,326.76	6,550.00	
CO						-		-	-	
Locally-Funded Project										
Information Systems Strategic Plan	4 13 06 0001									
MOOE						-	-	-	-	-
CO						-	-	-	-	-

FAR No. 1

<input checked="" type="checkbox"/>	Current Year Appropriations
<input type="checkbox"/>	Supplemental Appropriations
<input type="checkbox"/>	Continuing Appropriations

Particulars	UACS CODE	Current Year Disbursements					Balances			
		1st Quarter	2nd Quarter	3rd Quarter	4th Quarter	Total	Unreleased Appropriations	Unobligated Allotment	Unpaid Obligations (15-20) = (23+24)	
		Ending March 31	Ending June 30	Ending Sept. 30	Ending Dec. 31				Due and Demandable	Not Yet Due and Demandable
1	2	16	17	18	19	20=(16+17+18+19)	21=(5-10)	22=(10-15)	23	24
Sub-Total, Agency Specific Budget		34,041,570.19	40,867,492.05	-	-	74,709,062.24	-	79,289,245.43	392,692.33	-
PS		23,002,267.27	27,542,248.57	-	-	50,544,515.84	-	39,397,693.95	23,790.21	-
MOOE		11,039,302.92	13,125,243.48	-	-	24,164,546.40	-	39,891,551.48	368,902.12	-
CO		-	-	-	-	-	-	-	-	-
II. Automatic Appropriations										
RLIP	1 04 102	2,259,469.14	2,229,412.27	-	-	4,488,881.41	-	4,058,118.59	-	-
General Administration & Support	1 00 000000									
General Management & Supervision	1 00 010000									
PS		320,742.17	321,743.16			642,485.33		644,514.67	-	
Support to Operation	2 00 000000									
Policy & Program Formulation, Monitoring and Evaluation, and Conciliation/Mediation and Voluntary Arbitration	2 00 010000									
PS		186,508.80	201,911.24			388,420.04		137,579.96	-	
Operations	3 00 000000									
MFO 1 - TECHNICAL ADVISORY SERVICES	3 01 000000									
Strengthening of Bipartite Labor Dispute Prevention Mechanisms and Workplace Cooperation and partnerships Schemes	3 01 01 0000									
PS		784,203.29	774,915.13			1,559,118.42	-	1,544,881.58	-	
MFO 2 - LABOR CONCILIATION, MEDIATION AND ARBITRATION SERVICES	3 02 000000									
Conciliation and Mediation Services	3 02 01 0000									
PS		968,014.88	930,842.74			1,898,857.62	-	1,731,142.38	-	
Special Account in the General Fund										
Special Voluntary Arbitration Fund	1 04 355						500,000.00	-	-	-
MOOE							500,000.00	-	-	-
Sub-Total, Automatic Appropriations		2,259,469.14	2,229,412.27	-	-	4,488,881.41	500,000.00	4,058,118.59	-	-
PS		2,259,469.14	2,229,412.27	-	-	4,488,881.41	-	4,058,118.59	-	-
MOOE		-	-	-	-	-	500,000.00	-	-	-

<input checked="" type="checkbox"/>	Current Year Appropriations
<input type="checkbox"/>	Supplemental Appropriations
<input type="checkbox"/>	Continuing Appropriations

Particulars	UACS CODE	Current Year Disbursements					Balances			
		1st Quarter	2nd Quarter	3rd Quarter	4th Quarter	Total	Unreleased Appropriations	Unobligated Allotment	Unpaid Obligations (15-20) = (23+24)	
		Ending March 31	Ending June 30	Ending Sept. 30	Ending Dec. 31				Due and Demandable	Not Yet Due and Demandable
1	2	16	17	18	19	20=(16+17+18+19)	21=(5-10)	22=(10-15)	23	24
III. Special Purpose Fund										
Miscellaneous Personnel Benefits Fund	1 01 406	-	6,189,866.00	-	-	6,189,866.00	-	118,177.00	-	-
General Administration & Support										
General Management & Supervision										
PS			6,189,866.00			6,189,866.00	-	118,177.00	-	-
Support to Operation										
Policy & Program Formulation, Monitoring and										
PS						-	-	-	-	-
Operations										
MFO 1 - TECHNICAL ADVISORY SERVICES										
Strengthening of Bipartite Labor Dispute										
Prevention Mechanisms and Workplace										
Cooperation and partnerships Schemes										
PS						-	-	-	-	-
MFO 2 - LABOR CONCILIATION, MEDIATION										
AND ARBITRATION SERVICES										
Conciliation and Mediation Services										
PS						-	-	-	-	-
Pension and Gratuity Fund	1 01 407	3,069,882.90	2,269,724.78	-	-	5,339,607.68	-	2.32	-	-
General Administration & Support										
General Management & Supervision										
PS		3,069,882.90	2,269,724.78			5,339,607.68	-	2.32	-	-
Support to Operation										
Policy & Program Formulation, Monitoring and										
PS						-	-	-	-	-
Operations										
MFO 1 - TECHNICAL ADVISORY SERVICES										
Strengthening of Bipartite Labor Dispute										
Prevention Mechanisms and Workplace										
Cooperation and partnerships Schemes										
PS						-	-	-	-	-
MFO 2 - LABOR CONCILIATION, MEDIATION										
AND ARBITRATION SERVICES										
Conciliation and Mediation Services										
PS						-	-	-	-	-


FAR No. 1


<input checked="" type="checkbox"/>	Current Year Appropriations
<input type="checkbox"/>	Supplemental Appropriations
<input type="checkbox"/>	Continuing Appropriations

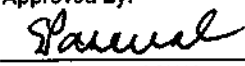
Particulars	UACS CODE	Current Year Disbursements					Balances			
		1st Quarter	2nd Quarter	3rd Quarter	4th Quarter	Total	Unreleased Appropriations	Unobligated Allotment	Unpaid Obligations (15-20) = (23+24)	
		Ending March 31	Ending June 30	Ending Sept. 30	Ending Dec. 31				Due and Demandable	Not Yet Due and Demandable
1	2	16	17	18	19	20=(16+17+18+19)	21=(5-10)	22=(10-16)	23	24
Sub-Total, Special Purpose Fund		3,069,882.90	8,459,590.78	-	-	5,339,607.68	-	118,179.32	-	-
PS		3,069,882.90	8,459,590.78	-	-	5,339,607.68	-	118,179.32	-	-
GRAND TOTAL		39,370,922.23	51,356,495.10	-	-	90,727,417.33	500,000.00	83,465,543.34	392,692.33	-
PS		28,331,619.31	38,231,251.62	-	-	66,562,870.93	-	43,573,991.86	23,790.21	-
MOOE		11,039,302.92	13,125,243.48	-	-	24,164,546.40	500,000.00	39,891,551.48	368,902.12	-
CO		-	-	-	-	-	-	-	-	-
Recapitulation by MFO:		27,995,195.24	31,034,552.56	-	-	59,029,747.80	-	65,792,460.99	9,791.21	-
MFO 1 - TECHNICAL ADVISORY SERVICES		12,933,628.75	14,457,398.53	-	-	27,391,027.28	-	34,739,731.51	3,241.21	-
MFO 2 - LABOR CONCILIATION, MEDIATION AND ARBITRATION SERVICES		15,061,566.49	16,577,154.03	-	-	31,638,720.52	-	31,052,729.48	6,550.00	-
OF WHICH:										
Major Programs/Projects										
KRA No. 1 - Just and Lasting Peace and the Rule of Law										
Operations										
MFO 1 - TECHNICAL ADVISORY SERVICES		12,933,628.75	14,457,398.53	-	-	27,391,027.28	-	34,739,731.51	3,241.21	-
MFO 2 - LABOR CONCILIATION, MEDIATION AND ARBITRATION SERVICES		15,061,566.49	16,577,154.03	-	-	31,638,720.52	-	31,052,729.48	6,550.00	-
Locally-Funded Projects		-	-	-	-	-	-	-	-	-
Information Systems Strategic Plan		-	-	-	-	-	-	-	-	-

Certified Correct:

Approved By:


 MARY GRACE P. MONSALES
 Budget Officer I
 Date:


 MELCHOR P. INALDO, JR.
 Accountant III
 Date:


 SHIRLEY M. PASCUAL
 OIC - Executive Director IV
 Date:

STATEMENT OF APPROPRIATIONS, ALLOTMENTS, OBLIGATIONS, DISBURSEMENTS AND BALANCES
As of the Quarter Ending 30 June 2015

Department : Department of Labor & Employment
 Agency : NATIONAL CONCILIATION & MEDIATION BOARD
 Operating Unit : all
 Organization Code (UACS) : 16 003 0000000
 Funding Source Code (as clustered) : 1 02 101
 (e.g. Old Fund Code: 101,102, 151)

	Current Year Appropriations
	Supplemental Appropriations
✓	Continuing Appropriations

Particulars	UACS CODE	Appropriations			Allotments					Current Year Obligations				
		Authorized Appropriation	Adjustments (Transfer (To)/From, Realignment)	Adjusted Appropriations	Allotments Received	Adjustments (Withdrawal, Realignment)	Transfer To	Transfer From	Adjusted Total Allotments	1st Quarter Ending March 31	2nd Quarter Ending June 30	3rd Quarter Ending Sept. 30	4th Quarter Ending Dec. 31	Total
1	2	3	4	5=(3+4)	6	7	8	9	10=[(6+(-)7)-8+9]	11	12	13	14	15=(11+12+13+14)
I. Agency Specific Budget	1 01 101													
General Administration & Support	1 00 000000													
General Management & Supervision	1 00 010000	-	1,670,384.43	1,670,384.43	1,670,384.43	-	-	-	1,670,384.43	143,182.80	106,968.65	-	-	250,151.45
MOOE			1,404,810.43	1,404,810.43	1,404,810.43				1,404,810.43	121,682.80	106,968.65			228,651.45
CO			265,574.00	265,574.00	265,574.00				265,574.00	21,500.00				21,500.00
Support to Operation	2 00 000000													
Policy & Program Formulation, Monitoring and Evaluation, and Conciliation/Mediation and Voluntary Arbitration	2 00 010000	-	1,063,823.83	1,063,823.83	1,063,823.83	-	-	-	1,063,823.83	89,103.27	118,482.38	-	-	207,585.65
MOOE			1,063,823.83	1,063,823.83	1,063,823.83				1,063,823.83	89,103.27	118,482.38			207,585.65
CO			-	-	-				-					-
Operations	3 00 000000	-	5,631,963.15	5,631,963.15	5,631,963.15	-	-	-	5,631,963.15	234,565.25	1,102,354.90	-	-	1,336,920.15
MFO 1 - TECHNICAL ADVISORY SERVICES	3 01 000000													
Strengthening of Bipartite Labor Dispute Prevention Mechanisms and Workplace Cooperation and partnerships Schemes	3 01 01 0000	-	2,963,923.32	2,963,923.32	2,963,923.32	-	-	-	2,963,923.32	122,351.56	649,801.71	-	-	772,153.27
MOOE			2,329,905.32	2,329,905.32	2,329,905.32				2,329,905.32	122,351.56	649,801.71			772,153.27
CO			634,018.00	634,018.00	634,018.00				634,018.00					-
MFO 2 - LABOR CONCILIATION, MEDIATION AND ARBITRATION SERVICES	3 02 000000													
Conciliation and Mediation Services	3 02 01 0000	-	2,668,039.83	2,668,039.83	2,668,039.83	-	-	-	2,668,039.83	112,213.69	452,553.19	-	-	564,766.88
MOOE			2,546,865.58	2,546,865.58	2,546,865.58				2,546,865.58	112,213.69	452,553.19			564,766.88
CO			121,174.25	121,174.25	121,174.25				121,174.25					-

STATEMENT OF APPROPRIATIONS, ALLOTMENTS, OBLIGATIONS, DISBURSEMENTS AND BALANCES
As of the Quarter Ending 30 June 2015

Department : Department of Labor & Employment
 Agency : NATIONAL CONCILIATION & MEDIATION BOARD
 Operating Unit : all
 Organization Code (UACS) : 16 003 0000000
 Funding Source Code (as clustered) : 1 02 101
 (e.g. Old Fund Code: 101,102, 151)

	Current Year Appropriations
	Supplemental Appropriations
✓	Continuing Appropriations

Particulars	UACS CODE	Appropriations			Allotments					Current Year Obligations				
		Authorized Appropriation	Adjustments (Transfer (To)/From, Realignment)	Adjusted Appropriations	Allotments Received	Adjustments (Withdrawal, Realignment)	Transfer To	Transfer From	Adjusted Total Allotments	1st Quarter Ending March 31	2nd Quarter Ending June 30	3rd Quarter Ending Sept. 30	4th Quarter Ending Dec. 31	Total
1	2	3	4	5=(3+4)	6	7	8	9	10=[(6+(-)7)-8+9]	11	12	13	14	15=(11+12+13+14)
<i>Locally-Funded Project</i>	4 13 06 0001	-	8,630,001.69	8,630,001.69	8,630,001.69	-	-	-	8,630,001.69	110,000.00	740,410.00	-	-	850,410.00
Information Systems Strategic Plan		-	-	-	-	-	-	-	-	-	-	-	-	-
MOOE		-	2,591,475.53	2,591,475.53	2,591,475.53	-	-	-	2,591,475.53	110,000.00	200,000.00	-	-	310,000.00
CO		-	6,038,526.16	6,038,526.16	6,038,526.16	-	-	-	6,038,526.16	-	540,410.00	-	-	540,410.00
Sub-Total, Agency Specific Budget		-	16,996,173.10	16,996,173.10	16,996,173.10	-	-	-	16,996,173.10	576,851.32	2,068,215.93	-	-	2,645,067.25
MOOE	1 04 355	-	9,936,880.69	9,936,880.69	9,936,880.69	-	-	-	9,936,880.69	555,351.32	1,527,805.93	-	-	2,083,157.25
CO		-	7,059,292.41	7,059,292.41	7,059,292.41	-	-	-	7,059,292.41	21,500.00	540,410.00	-	-	561,910.00
II. Automatic Appropriations		-	-	-	-	-	-	-	-	-	-	-	-	-
<i>Special Account in the General Fund</i>		-	-	-	-	-	-	-	-	-	-	-	-	-
Special Voluntary Arbitration Fund		-	-	-	-	-	-	-	-	-	-	-	-	-
MOOE		-	-	-	-	-	-	-	-	-	-	-	-	-
Sub-Total, Automatic Appropriations		-	-	-	-	-	-	-	-	-	-	-	-	-
MOOE		-	-	-	-	-	-	-	-	-	-	-	-	-
GRAND TOTAL		-	16,996,173.10	16,996,173.10	16,996,173.10	-	-	-	16,996,173.10	576,851.32	2,068,215.93	-	-	2,645,067.25
MOOE		-	9,936,880.69	9,936,880.69	9,936,880.69	-	-	-	9,936,880.69	555,351.32	1,527,805.93	-	-	2,083,157.25
CO		-	7,059,292.41	7,059,292.41	7,059,292.41	-	-	-	7,059,292.41	21,500.00	540,410.00	-	-	561,910.00
Recapitulation by MFO:		-	5,631,963.15	5,631,963.15	5,631,963.15	-	-	-	5,631,963.15	234,565.25	1,102,354.90	-	-	1,336,920.15
MFO 1 - TECHNICAL ADVISORY SERVICES		-	2,963,923.32	2,963,923.32	2,963,923.32	-	-	-	2,963,923.32	122,351.56	649,801.71	-	-	772,153.27
MFO 2 - LABOR CONCILIATION, MEDIATION AND ARBITRATION SERVICES		-	2,668,039.83	2,668,039.83	2,668,039.83	-	-	-	2,668,039.83	112,213.69	452,553.19	-	-	564,766.88

STATEMENT OF APPROPRIATIONS, ALLOTMENTS, OBLIGATIONS, DISBURSEMENTS AND BALANCES
As of the Quarter Ending 30 June 2015

Department : Department of Labor & Employment
 Agency : NATIONAL CONCILIATION & MEDIATION BOARD
 Operating Unit : all
 Organization Code (UACS) : 16 003 0000000
 Funding Source Code (as clustered) : 1 02 101
 (e.g. Old Fund Code: 101,102, 151)

	Current Year Appropriations
	Supplemental Appropriations
✓	Continuing Appropriations

Particulars	UACS CODE	Appropriations			Allotments					Current Year Obligations				
		Authorized Appropriation	Adjustments (Transfer (To)/From, Realignment)	Adjusted Appropriations	Allotments Received	Adjustments (Withdrawal, Realignment)	Transfer To	Transfer From	Adjusted Total Allotments	1st Quarter Ending March 31	2nd Quarter Ending June 30	3rd Quarter Ending Sept. 30	4th Quarter Ending Dec. 31	Total
1	2	3	4	5=(3+4)	6	7	8	9	10=[(6+(-)7)-8+9]	11	12	13	14	15=(11+12+13+14)
OF WHICH: Major Programs/Projects														
KRA No. 1 - Just and Lasting Peace and the Rule of Law														
Operations														
MFO 1 - TECHNICAL ADVISORY SERVICES		-	2,963,923.32	2,963,923.32	2,963,923.32	-	-	-	2,963,923.32	122,351.56	649,801.71	-	-	772,153.27
MFO 2 - LABOR CONCILIATION, MEDIATION AND ARBITRATION SERVICES		-	2,668,039.83	2,668,039.83	2,668,039.83	-	-	-	2,668,039.83	112,213.69	452,553.19	-	-	564,766.88
Locally-Funded Projects														
Information Systems Strategic Plan		-	8,630,001.69	8,630,001.69	8,630,001.69	-	-	-	8,630,001.69	110,000.00	740,410.00	-	-	850,410.00


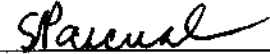
<input type="checkbox"/>	Current Year Appropriations
<input type="checkbox"/>	Supplemental Appropriations
<input checked="" type="checkbox"/>	Continuing Appropriations

Particulars	UACS CODE	Current Year Disbursements					Balances			
		1st Quarter	2nd Quarter	3rd Quarter	4th Quarter	Total	Unreleased Appropriations	Unobligated Allotment	Unpaid Obligations (15-20) = (23+24)	
		Ending March 31	Ending June 30	Ending Sept. 30	Ending Dec. 31				Due and Demandable	Not Yet Due and Demandable
1	2	16	17	18	19	20=(16+17+18+19)	21=(5-10)	22=(10-15)	23	24
I. Agency Specific Budget	1 01 101									
General Administration & Support	1 00 000000									
General Management & Supervision	1 00 010000	143,182.80	106,968.65	-	-	250,151.45	-	1,420,232.98	-	-
MOOE		121,682.80	106,968.65			228,651.45		1,176,158.98	-	
CO		21,500.00				21,500.00		244,074.00	-	
Support to Operation	2 00 000000									
Policy & Program Formulation, Monitoring and Evaluation, and Conciliation/Mediation and Voluntary Arbitration	2 00 010000	89,103.27	118,482.38	-	-	207,585.65	-	856,238.18	-	-
MOOE		89,103.27	118,482.38			207,585.65		856,238.18	-	
CO						-		-	-	-
Operations	3 00 000000	234,565.25	1,102,354.90	-	-	1,336,920.15	-	4,295,043.00	-	-
MFO 1 - TECHNICAL ADVISORY SERVICES	3 01 000000									
Strengthening of Bipartite Labor Dispute Prevention Mechanisms and Workplace Cooperation and partnerships Schemes	3 01 01 0000	122,351.56	649,801.71	-	-	772,153.27	-	2,191,770.05	-	-
MOOE		122,351.56	649,801.71			772,153.27		1,557,752.05	-	
CO						-		634,018.00	-	-
MFO 2 - LABOR CONCILIATION, MEDIATION AND ARBITRATION SERVICES	3 02 000000									
Conciliation and Mediation Services	3 02 01 0000	112,213.69	452,553.19	-	-	564,766.88	-	2,103,272.95	-	-
MOOE		112,213.69	452,553.19			564,766.88		1,982,098.70	-	
CO						-		121,174.25	-	-

	Current Year Appropriations
	Supplemental Appropriations
✓	Continuing Appropriations

Particulars	UACS CODE	Current Year Disbursements					Balances			
		1st Quarter	2nd Quarter	3rd Quarter	4th Quarter	Total	Unreleased Appropriations	Unobligated Allotment	Unpaid Obligations (15-20) = (23+24)	
		Ending March 31	Ending June 30	Ending Sept. 30	Ending Dec. 31				Due and Demandable	Not Yet Due and Demandable
1	2	16	17	18	19	20=(16+17+18+19)	21=(5-10)	22=(10-15)	23	24
<i>Locally-Funded Project</i>	4 13 06 0001	110,000.00	740,410.00	-	-	850,410.00	-	7,779,591.69	-	-
Information Systems Strategic Plan										
MOOE		110,000.00	200,000.00			310,000.00	-	2,281,475.53	-	-
CO			540,410.00			540,410.00	-	5,498,116.16	-	-
Sub-Total, Agency Specific Budget		576,851.32	2,068,215.93	-	-	2,645,067.25	-	14,351,105.85	-	-
MOOE		555,351.32	1,527,805.93	-	-	2,083,157.25	-	7,853,723.44	-	-
CO		21,500.00	540,410.00	-	-	561,910.00	-	6,497,382.41	-	-
II. Automatic Appropriations										
<i>Special Account in the General Fund</i>	1 04 355	-	-	-	-	-	-	-	-	-
Special Voluntary Arbitration Fund										
MOOE		-	-	-	-	-	-	-	-	-
Sub-Total, Automatic Appropriations		-	-	-	-	-	-	-	-	-
MOOE		-	-	-	-	-	-	-	-	-
GRAND TOTAL		576,851.32	2,068,215.93	-	-	2,645,067.25	-	14,351,105.85	-	-
MOOE		555,351.32	1,527,805.93	-	-	2,083,157.25	-	7,853,723.44	-	-
CO		21,500.00	540,410.00	-	-	561,910.00	-	6,497,382.41	-	-
Recapitulation by MFO:		234,565.25	1,102,354.90	-	-	1,336,920.15	-	4,295,043.00	-	-
MFO 1 - TECHNICAL ADVISORY SERVICES		122,351.56	649,801.71	-	-	772,153.27	-	2,191,770.05	-	-
MFO 2 - LABOR CONCILIATION, MEDIATION AND ARBITRATION SERVICES		112,213.69	452,553.19	-	-	564,766.88	-	2,103,272.95	-	-

<input type="checkbox"/>	Current Year Appropriations
<input type="checkbox"/>	Supplemental Appropriations
<input checked="" type="checkbox"/>	Continuing Appropriations

Particulars	UACS CODE	Current Year Disbursements					Balances			
		1st Quarter	2nd Quarter	3rd Quarter	4th Quarter	Total	Unreleased Appropriations	Unobligated Allotment	Unpaid Obligations (15-20) = (23+24)	
		Ending March 31	Ending June 30	Ending Sept. 30	Ending Dec. 31				Due and Demandable	Not Yet Due and Demandable
1	2	16	17	18	19	20=(16+17+18+19)	21=(5-10)	22=(10-15)	23	24
OF WHICH: Major Programs/Projects										
KRA No. 1 - Just and Lasting Peace and the Rule of Law										
Operations										
MFO 1 - TECHNICAL ADVISORY SERVICES		122,351.56	649,801.71	-	-	772,153.27	-	2,191,770.05	-	-
MFO 2 - LABOR CONCILIATION, MEDIATION AND ARBITRATION SERVICES		112,213.69	452,553.19	-	-	564,766.88	-	2,103,272.95	-	-
Locally-Funded Projects										
Information Systems Strategic Plan		110,000.00	740,410.00	-	-	850,410.00	-	7,779,591.69	-	-
<div style="display: flex; justify-content: space-between;"> <div> <p>Certified Correct:</p> <p> MARY GRACE P. MONSALES Budget Officer I Date:</p> </div> <div> <p>MELCHOR P. INALDO, JR. Accountant III Date:</p> </div> <div> <p>Approved By:</p> <p> SHIRLEY M. PASCUAL OIC - Executive Director IV Date:</p> </div> </div>										

STATEMENT OF APPROPRIATIONS, ALLOTMENTS, OBLIGATIONS, DISBURSEMENTS AND BALANCES
As of the Quarter Ending 30 September 2015

Department : Department of Labor & Employment
 Agency : NATIONAL CONCILIATION & MEDIATION BOARD
 Operating Unit : all
 Organization Code (UACS) : 16 003 0000000
 Funding Source Code (as clustered) : 1 01 101 ; 1 04 102 ; 1 01 406 ; 1 01 407 ; 1 04 355
 (e.g. Old Fund Code: 101,102, 151)

<input checked="" type="checkbox"/>	Current Year Appropriations
<input type="checkbox"/>	Supplemental Appropriations
<input type="checkbox"/>	Continuing Appropriations

Particulars	UACS CODE	Appropriations			Allotments					Current Year Obligations				
		Authorized Appropriation	Adjustments (Transfer (To)/From, Realignment)	Adjusted Appropriations	Allotments Received	Adjustments (Withdrawal, Realignment)	Transfer To	Transfer From	Adjusted Total Allotments	1st Quarter Ending March 31	2nd Quarter Ending June 30	3rd Quarter Ending Sept. 30	4th Quarter Ending Dec. 31	Total
1	2	3	4	5=(3+4)	6	7	8	9	10=[(6+(-)7) -8+9]	11	12	13	14	15=(11+12+13+14)
I. Agency Specific Budget	1 01 101													
General Administration & Support	1 00 000000													
General Management & Supervision	1 00 010000	26,262,000.00	-	26,262,000.00	26,262,000.00	-	-	-	26,262,000.00	5,676,698.45	7,244,082.56	5,357,002.81	-	18,277,783.82
PS		13,855,000.00		13,855,000.00	13,855,000.00	-			13,855,000.00	3,389,850.20	4,731,333.90	3,336,632.52		11,457,816.62
MOOE		12,407,000.00		12,407,000.00	12,407,000.00	-			12,407,000.00	2,286,848.25	2,512,748.66	2,020,370.29		6,819,967.20
CO				-	-				-					
Support to Operation	2 00 000000													
Policy & Program Formulation, Monitoring and Evaluation, and Conciliation/Mediation and Voluntary Arbitration	2 00 010000	10,031,000.00	-	10,031,000.00	10,031,000.00	-	-	-	10,031,000.00	2,161,441.55	4,437,969.04	2,491,170.44	-	9,090,581.03
PS		5,370,000.00		5,370,000.00	5,370,000.00	-			5,370,000.00	1,853,695.54	2,784,114.50	1,942,235.09		6,580,045.13
MOOE		4,661,000.00		4,661,000.00	4,661,000.00	-			4,661,000.00	307,746.01	1,653,854.54	548,935.35		2,510,535.90
CO				-	-				-					
Operations	3 00 000000	118,098,000.00	-	118,098,000.00	118,098,000.00	-	-	-	118,098,000.00	26,253,827.07	29,327,735.90	25,769,287.11	-	81,350,850.08
MFO 1 - TECHNICAL ADVISORY SERVICES	3 01 000000													
Strengthening of Bipartite Labor Dispute Prevention Mechanisms and Workplace Cooperation and partnerships Schemes	3 01 01 0000	59,030,000.00	-	59,030,000.00	59,030,000.00	-	-	-	59,030,000.00	12,149,525.46	13,685,624.61	12,244,008.98	-	38,079,159.05
PS		31,672,000.00		31,672,000.00	31,672,000.00	-			31,672,000.00	7,658,678.59	8,611,893.67	7,163,738.06		23,434,310.31
MOOE		27,358,000.00		27,358,000.00	27,358,000.00	-			27,358,000.00	4,490,846.88	5,073,730.94	5,080,270.92		14,644,848.74
CO				-	-				-					
MFO 2 - LABOR CONCILIATION, MEDIATION AND ARBITRATION SERVICES	3 02 000000													
Conciliation and Mediation Services	3 02 01 0000	59,068,000.00	-	59,068,000.00	59,068,000.00	-	-	-	59,068,000.00	14,104,301.61	15,642,111.29	13,525,278.13	-	43,271,691.03
PS		39,069,000.00		39,069,000.00	39,069,000.00	-			39,069,000.00	10,108,142.95	11,430,596.71	9,563,734.88		31,102,474.54
MOOE		19,999,000.00		19,999,000.00	19,999,000.00	-			19,999,000.00	3,996,158.66	4,211,514.58	3,961,543.25		12,169,216.49
CO				-	-				-					
Locally-Funded Project														
Information Systems Strategic Plan	4 13 06 0001													
MOOE				-	-				-					-
CO				-	-				-					-

STATEMENT OF APPROPRIATIONS, ALLOTMENTS, OBLIGATIONS, DISBURSEMENTS AND BALANCES
As of the Quarter Ending 30 September 2015

Department : Department of Labor & Employment
 Agency : NATIONAL CONCILIATION & MEDIATION BOARD
 Operating Unit : all
 Organization Code (UACS) : 16 003 0000000
 Funding Source Code (as clustered) : 1 01 101 ; 1 04 102 ; 1 01 406 ; 1 01 407 ; 1 04 356
 (e.g. Old Fund Code: 101,102, 151)

<input checked="" type="checkbox"/>	Current Year Appropriations
<input type="checkbox"/>	Supplemental Appropriations
<input type="checkbox"/>	Continuing Appropriations

Particulars	UACS CODE	Appropriations			Allotments					Current Year Obligations				
		Authorized Appropriation	Adjustments (Transfer To/From, Realignment)	Adjusted Appropriations	Allotments Received	Adjustments (Withdrawal, Realignment)	Transfer To	Transfer From	Adjusted Total Allotments	1st Quarter Ending March 31	2nd Quarter Ending June 30	3rd Quarter Ending Sept. 30	4th Quarter Ending Dec. 31	Total
1	2	3	4	5=(3+4)	6	7	8	9	10=[(6+(-)7) -8+9]	11	12	13	14	15=(11+12+13+14)
Sub-Total, Agency Specific Budget		154,391,000.00	-	154,391,000.00	154,391,000.00	-	-	-	154,391,000.00	34,091,967.07	41,009,787.50	33,617,460.36	-	108,719,214.93
PS		89,966,000.00	-	89,966,000.00	89,966,000.00	-	-	-	89,966,000.00	23,010,367.27	27,557,938.78	22,006,340.55	-	72,574,646.60
MOOE		64,425,000.00	-	64,425,000.00	64,425,000.00	-	-	-	64,425,000.00	11,081,599.80	13,451,848.72	11,611,119.81	-	36,144,568.33
CO		-	-	-	-	-	-	-	-	-	-	-	-	-
II. Automatic Appropriations														
RLIP	1 04 102	8,547,000.00	-	8,547,000.00	8,547,000.00	-	-	-	8,547,000.00	2,259,469.14	2,229,412.27	2,231,828.99	-	6,720,710.40
General Administration & Support	1 00 000000													
General Management & Supervision	1 00 010000													
PS		1,287,000.00	-	1,287,000.00	1,287,000.00	-	-	-	1,287,000.00	320,742.17	321,743.16	308,061.96	-	950,547.29
Support to Operation	2 00 000000													
Policy & Program Formulation, Monitoring and														
Evaluation, and Conciliation/Mediation and														
Voluntary Arbitration	2 00 010000													
PS		526,000.00	-	526,000.00	526,000.00	-	-	-	526,000.00	186,508.80	201,911.24	193,028.40	-	581,448.44
Operations	3 00 000000													
MFO 1 - TECHNICAL ADVISORY SERVICES	3 01 000000													
Strengthening of Bipartite Labor Dispute														
Prevention Mechanisms and Workplace														
Cooperation and partnerships Schemes	3 01 01 0000													
PS		3,104,000.00	-	3,104,000.00	3,104,000.00	-	-	-	3,104,000.00	784,203.29	774,915.13	786,463.67	-	2,345,582.09
MFO 2 - LABOR CONCILIATION, MEDIATION														
AND ARBITRATION SERVICES	3 02 000000													
Conciliation and Mediation Services	3 02 01 0000													
PS		3,630,000.00	-	3,630,000.00	3,630,000.00	-	-	-	3,630,000.00	968,014.88	930,842.74	944,274.96	-	2,843,132.58
Special Account in the General Fund														
Special Voluntary Arbitration Fund	1 04 355													
MOOE		500,000.00	-	500,000.00	500,000.00	-	-	-	500,000.00	-	-	202,241.96	-	202,241.96
		500,000.00	-	500,000.00	500,000.00	-	-	-	500,000.00	-	-	202,241.96	-	202,241.96
Sub-Total, Automatic Appropriations		9,047,000.00	-	9,047,000.00	9,047,000.00	-	-	-	9,047,000.00	2,259,469.14	2,229,412.27	2,434,070.95	-	6,922,952.36
PS		8,547,000.00	-	8,547,000.00	8,547,000.00	-	-	-	8,547,000.00	2,259,469.14	2,229,412.27	2,231,828.99	-	6,720,710.40
MOOE		500,000.00	-	500,000.00	500,000.00	-	-	-	500,000.00	-	-	202,241.96	-	202,241.96

STATEMENT OF APPROPRIATIONS, ALLOTMENTS, OBLIGATIONS, DISBURSEMENTS AND BALANCES
As of the Quarter Ending 30 September 2015

Department : Department of Labor & Employment
 Agency : NATIONAL CONCILIATION & MEDIATION BOARD
 Operating Unit : all
 Organization Code (UACS) : 16 003 0000000
 Funding Source Code (as clustered) : 1 01 101 ; 1 04 102 ; 1 01 406 ; 1 01 407 ; 1 04 358
 (e.g. Old Fund Code: 101,102, 151)

✓	Current Year Appropriations
	Supplemental Appropriations
	Continuing Appropriations

Particulars	UACS CODE	Appropriations			Allotments					Current Year Obligations				
		Authorized Appropriation	Adjustments (Transfer (To)From, Realignment)	Adjusted Appropriations	Allotments Received	Adjustments (Withdrawal, Realignment)	Transfer To	Transfer From	Adjusted Total Allotments	1st Quarter Ending March 31	2nd Quarter Ending June 30	3rd Quarter Ending Sept. 30	4th Quarter Ending Dec. 31	Total
1	2	3	4	5=(3+4)	6	7	8	9	10=[(6+(-)7)-8+9]	11	12	13	14	15=(11+12+13+14)
III. Special Purpose Fund														
Miscellaneous Personnel Benefits Fund	1 01 406	-	8,727,343.00	8,727,343.00	8,727,343.00	-	-	-	8,727,343.00	-	6,189,866.00	2,419,300.00	-	8,609,166.00
General Administration & Support														
General Management & Supervision														
PS			8,727,343.00	8,727,343.00	8,727,343.00				8,727,343.00		6,189,866.00	2,419,300.00		8,609,166.00
Support to Operation														
Policy & Program Formulation, Monitoring and														
PS				-	-				-					-
Operations														
MFO 1 - TECHNICAL ADVISORY SERVICES														
Strengthening of Bipartite Labor Dispute														
Prevention Mechanisms and Workplace														
Cooperation and partnerships Schemes														
PS				-	-				-					-
MFO 2 - LABOR CONCILIATION, MEDIATION														
AND ARBITRATION SERVICES														
Conciliation and Mediation Services														
PS				-	-				-					-
Pension and Gratuity Fund	1 01 407	-	5,350,762.00	5,350,762.00	5,350,762.00	-	-	-	5,350,762.00	3,069,882.90	2,269,724.78	-	-	5,339,607.68
General Administration & Support														
General Management & Supervision														
PS			5,350,762.00	5,350,762.00	5,350,762.00				5,350,762.00	3,069,882.90	2,269,724.78			5,339,607.68
Support to Operation														
Policy & Program Formulation, Monitoring and														
PS				-	-				-					-
Operations														
MFO 1 - TECHNICAL ADVISORY SERVICES														
Strengthening of Bipartite Labor Dispute														
Prevention Mechanisms and Workplace														
Cooperation and partnerships Schemes														
PS				-	-				-					-
MFO 2 - LABOR CONCILIATION, MEDIATION														
AND ARBITRATION SERVICES														
Conciliation and Mediation Services														
PS				-	-				-					-

STATEMENT OF APPROPRIATIONS, ALLOTMENTS, OBLIGATIONS, DISBURSEMENTS AND BALANCES
As of the Quarter Ending 30 September 2015

Department : Department of Labor & Employment
 Agency : NATIONAL CONCILIATION & MEDIATION BOARD
 Operating Unit : all
 Organization Code (UACS) : 16 003 0000000
 Funding Source Code (as clustered) : 1 01 101 ; 1 04 102 ; 1 01 406 ; 1 01 407 ; 1 04 355
 (e.g. Old Fund Code: 101,102, 151)

<input checked="" type="checkbox"/>	Current Year Appropriations
<input type="checkbox"/>	Supplemental Appropriations
<input type="checkbox"/>	Continuing Appropriations

Particulars	UACS CODE	Appropriations			Allotments					Current Year Obligations				
		Authorized Appropriation	Adjustments (Transfer To/From, Realignment)	Adjusted Appropriations	Allotments Received	Adjustments (Withdrawal, Realignment)	Transfer To	Transfer From	Adjusted Total Allotments	1st Quarter Ending March 31	2nd Quarter Ending June 30	3rd Quarter Ending Sept. 30	4th Quarter Ending Dec. 31	Total
1	2	3	4	5=(3+4)	6	7	8	9	10=[(6+(-)7)-8+9]	11	12	13	14	15=(11+12+13+14)
Sub-Total, Special Purpose Fund PS		-	14,078,105.00	14,078,105.00	14,078,105.00	-	-	-	14,078,105.00	3,069,882.90	8,459,590.78	2,419,300.00	-	13,948,773.68
		-	14,078,105.00	14,078,105.00	14,078,105.00	-	-	-	14,078,105.00	3,069,882.90	8,459,590.78	2,419,300.00	-	13,948,773.68
GRAND TOTAL		163,438,000.00	14,078,105.00	177,516,105.00	177,516,105.00	-	-	-	177,516,105.00	39,421,319.11	51,699,790.55	38,470,831.31	-	129,590,940.97
PS		98,513,000.00	14,078,105.00	112,591,105.00	112,591,105.00	-	-	-	112,591,105.00	28,339,719.31	38,246,941.83	26,657,469.54	-	93,244,130.68
MOOE		64,925,000.00	-	64,925,000.00	64,925,000.00	-	-	-	64,925,000.00	11,081,599.80	13,451,848.72	11,813,361.77	-	36,346,810.29
CO		-	-	-	-	-	-	-	-	-	-	-	-	-
Recapitulation by MFO:		124,832,000.00	-	124,832,000.00	124,832,000.00	-	-	-	124,832,000.00	28,006,045.24	31,033,493.77	27,500,025.74	-	86,539,564.75
MFO 1 - TECHNICAL ADVISORY SERVICES		62,134,000.00	-	62,134,000.00	62,134,000.00	-	-	-	62,134,000.00	12,933,728.75	14,460,539.74	13,030,472.65	-	40,424,741.14
MFO 2 - LABOR CONCILIATION, MEDIATION AND ARBITRATION SERVICES		62,698,000.00	-	62,698,000.00	62,698,000.00	-	-	-	62,698,000.00	15,072,316.49	16,572,954.03	14,469,553.09	-	46,114,823.61
OF WHICH:														
Major Programs/Projects														
KRA No. 1 - Just and Lasting Peace and the Rule of Law														
Operations														
MFO 1 - TECHNICAL ADVISORY SERVICES		62,134,000.00	-	62,134,000.00	62,134,000.00	-	-	-	62,134,000.00	12,933,728.75	14,460,539.74	13,030,472.65	-	40,424,741.14
MFO 2 - LABOR CONCILIATION, MEDIATION AND ARBITRATION SERVICES		62,698,000.00	-	62,698,000.00	62,698,000.00	-	-	-	62,698,000.00	15,072,316.49	16,572,954.03	14,469,553.09	-	46,114,823.61
Locally-Funded Projects														
Information Systems Strategic Plan		-	-	-	-	-	-	-	-	-	-	-	-	-

<input checked="" type="checkbox"/>	Current Year Appropriations
<input type="checkbox"/>	Supplemental Appropriations
<input type="checkbox"/>	Continuing Appropriations

Particulars	UACS CODE	Current Year Disbursements					Balances			
		1st Quarter	2nd Quarter	3rd Quarter	4th Quarter	Total	Unreleased Appropriations	Unobligated Allotment	Unpaid Obligations (15-20) = (23+24)	
		Ending March 31	Ending June 30	Ending Sept. 30	Ending Dec. 31				Due and Demandable	Not Yet Due and Demandable
1	2	16	17	18	19	20=(16+17+18+19)	21=(5-10)	22=(10-15)	23	24
I. Agency Specific Budget	1 01 101									
General Administration & Support	1 00 000000									
General Management & Supervision	1 00 010000	5,645,340.45	7,082,914.90	5,508,604.39	-	18,214,859.74	-	7,984,216.18	62,924.08	-
PS		3,389,850.20	4,731,333.90	3,335,167.64		11,456,351.74		2,397,183.38	1,464.88	
MOOE		2,255,490.25	2,331,581.00	2,171,436.75		6,758,508.00		5,587,032.80	61,459.20	
CO		-	-	-		-		-	-	
Support to Operation	2 00 000000									
Policy & Program Formulation, Monitoring and Evaluation, and Conciliation/Mediation and Voluntary Arbitration	2 00 010000	2,153,252.67	4,275,782.46	2,661,545.90	-	9,090,581.03	-	940,418.97	-	-
PS		1,853,695.54	2,763,565.50	1,962,784.09		6,580,045.13		(1,210,045.13)	-	
MOOE		299,557.13	1,512,216.96	698,761.81		2,510,535.90		2,150,464.10	-	
CO		-	-	-		-		-	-	
Operations	3 00 000000	26,242,977.07	29,328,794.69	25,765,940.74	-	81,337,712.50	-	36,747,149.92	13,137.58	-
MFO 1 - TECHNICAL ADVISORY SERVICES	3 01 000000									
Strengthening of Bipartite Labor Dispute Prevention Mechanisms and Workplace Cooperation and partnerships Schemes	3 01 01 0000	12,149,425.46	13,682,483.40	12,241,662.61	-	38,073,571.47	-	20,950,840.95	5,587.58	-
PS		7,658,578.58	8,608,752.46	7,161,391.69		23,428,722.73		8,237,689.69	5,587.58	
MOOE		4,490,846.88	5,073,730.94	5,080,270.92		14,644,848.74		12,713,151.26	-	
CO		-	-	-		-		-	-	
MFO 2 - LABOR CONCILIATION, MEDIATION AND ARBITRATION SERVICES	3 02 000000									
Conciliation and Mediation Services	3 02 01 0000	14,093,551.61	15,646,311.29	13,524,278.13	-	43,264,141.03	-	15,796,308.97	7,550.00	-
PS		10,100,142.95	11,438,596.71	9,563,734.88		31,102,474.54		7,966,525.46	-	
MOOE		3,993,408.66	4,207,714.58	3,960,543.25		12,161,666.49		7,829,783.51	7,550.00	
CO		-	-	-		-		-	-	
Locally-Funded Project										
Information Systems Strategic Plan	4 13 06 0001									
MOOE		-	-	-		-		-	-	
CO		-	-	-		-		-	-	

FAR No. 1

✓	Current Year Appropriations
	Supplemental Appropriations
	Continuing Appropriations

Particulars	UACS CODE	Current Year Disbursements					Balances			
		1st Quarter	2nd Quarter	3rd Quarter	4th Quarter	Total	Unreleased Appropriations	Unobligated Allotment	Unpaid Obligations (15-20) = (23+24)	
		Ending March 31	Ending June 30	Ending Sept. 30	Ending Dec. 31				Due and Demandable	Not Yet Due and Demandable
1	2	16	17	18	19	20=(16+17+18+19)	21=(5-10)	22=(10-15)	23	24
Sub-Total, Agency Specific Budget		34,041,570.19	40,667,492.05	33,934,091.03	-	108,643,153.27	-	45,671,785.07	76,061.66	-
PS		23,002,267.27	27,542,248.57	22,023,078.30	-	72,567,594.14	-	17,391,353.40	7,052.46	-
MOOE		11,039,302.92	13,125,243.48	11,911,012.73	-	36,075,559.13	-	28,280,431.67	69,009.20	-
CO		-	-	-	-	-	-	-	-	-
II. Automatic Appropriations										
RLIP	1 04 102	2,259,469.14	2,229,412.27	2,231,828.99	-	6,720,710.40	-	1,826,289.60	-	-
General Administration & Support	1 00 000000									
General Management & Supervision	1 00 010000									
PS		320,742.17	321,743.16	308,061.96		950,547.29		336,452.71	-	
Support to Operation	2 00 000000									
Policy & Program Formulation, Monitoring and Evaluation, and Conciliation/Mediation and Voluntary Arbitration	2 00 010000									
PS		186,508.80	201,911.24	193,028.40		581,448.44		(55,448.44)	-	
Operations	3 00 000000									
MFO 1 - TECHNICAL ADVISORY SERVICES	3 01 000000									
Strengthening of Bipartite Labor Dispute Prevention Mechanisms and Workplace Cooperation and partnerships Schemes	3 01 01 0000									
PS		784,203.29	774,915.13	786,463.67		2,345,582.09	-	758,417.91	-	
MFO 2 - LABOR CONCILIATION, MEDIATION AND ARBITRATION SERVICES	3 02 000000									
Conciliation and Mediation Services	3 02 01 0000									
PS		968,014.88	930,842.74	944,274.96		2,843,132.58	-	786,867.42	-	
Special Account in the General Fund										
Special Voluntary Arbitration Fund	1 04 355									
MOOE		-	-	163,336.40	-	163,336.40	-	297,758.04	38,905.56	-
				163,336.40		163,336.40	-	297,758.04	38,905.56	
Sub-Total, Automatic Appropriations		2,259,469.14	2,229,412.27	2,395,165.39	-	6,884,046.80	-	2,124,047.64	38,905.56	-
PS		2,259,469.14	2,229,412.27	2,231,828.99	-	6,720,710.40	-	1,826,289.60	-	-
MOOE		-	-	163,336.40	-	163,336.40	-	297,758.04	38,905.56	-

FAR No. 1


✓	Current Year Appropriations
	Supplemental Appropriations
	Continuing Appropriations

Particulars	UACS CODE	Current Year Disbursements					Balances			
		1st Quarter	2nd Quarter	3rd Quarter	4th Quarter	Total	Unreleased Appropriations	Unobligated Allotment	Unpaid Obligations (15-20) = (23+24)	
		Ending March 31	Ending June 30	Ending Sept. 30	Ending Dec. 31				Due and Demandable	Not Yet Due and Demandable
1	2	16	17	18	19	20=(16+17+18+19)	21=(5-10)	22=(10-15)	23	24
III. Special Purpose Fund										
Miscellaneous Personnel Benefits Fund	1 01 406	-	6,189,866.00	2,419,300.00	-	8,609,166.00	-	118,177.00	-	-
General Administration & Support										
General Management & Supervision			6,189,866.00	2,419,300.00		8,609,166.00	-	118,177.00	-	-
PS										
Support to Operation										
Policy & Program Formulation, Monitoring and										
PS										
Operations										
MFO 1 - TECHNICAL ADVISORY SERVICES										
Strengthening of Bipartite Labor Dispute										
Prevention Mechanisms and Workplace										
Cooperation and partnerships Schemes										
PS										
MFO 2 - LABOR CONCILIATION, MEDIATION										
AND ARBITRATION SERVICES										
Conciliation and Mediation Services										
PS										
Pension and Gratuity Fund	1 01 407	3,069,882.90	2,269,724.78	-	-	5,339,607.68	-	11,154.32	-	-
General Administration & Support										
General Management & Supervision		3,069,882.90	2,269,724.78			5,339,607.68	-	11,154.32	-	-
PS										
Support to Operation										
Policy & Program Formulation, Monitoring and										
PS										
Operations										
MFO 1 - TECHNICAL ADVISORY SERVICES										
Strengthening of Bipartite Labor Dispute										
Prevention Mechanisms and Workplace										
Cooperation and partnerships Schemes										
PS										
MFO 2 - LABOR CONCILIATION, MEDIATION										
AND ARBITRATION SERVICES										
Conciliation and Mediation Services										
PS										


<input checked="" type="checkbox"/>	Current Year Appropriations
<input type="checkbox"/>	Supplemental Appropriations
<input type="checkbox"/>	Continuing Appropriations

Particulars	UACS CODE	Current Year Disbursements					Balances			
		1st Quarter	2nd Quarter	3rd Quarter	4th Quarter	Total	Unreleased Appropriations	Unobligated Allotment	Unpaid Obligations (15-20) = (23+24)	
		Ending March 31	Ending June 30	Ending Sept. 30	Ending Dec. 31				Due and Demandable	Not Yet Due and Demandable
1	2	16	17	18	19	20=(16+17+18+19)	21=(5-10)	22=(10-15)	23	24
Sub-Total, Special Purpose Fund		3,069,882.90	8,459,590.78	2,419,300.00	-	5,339,607.68	-	129,331.32	-	-
PS		3,069,882.90	8,459,590.78	2,419,300.00	-	5,339,607.68	-	129,331.32	-	-
GRAND TOTAL		39,370,922.23	51,356,495.10	38,748,556.42	-	129,475,973.75	-	47,925,164.03	114,967.22	-
PS		28,331,619.31	38,231,251.62	26,674,207.29	-	93,237,078.22	-	19,346,974.32	7,052.46	-
MOOE		11,039,302.92	13,125,243.48	12,074,349.13	-	36,238,895.53	-	28,578,189.71	107,914.76	-
CO		-	-	-	-	-	-	-	-	-
Recapitulation by MFO:		27,995,195.24	31,034,552.56	27,496,679.37	-	86,526,427.17	-	38,292,435.25	13,137.58	-
MFO 1 - TECHNICAL ADVISORY SERVICES		12,933,628.75	14,457,398.53	13,028,126.28	-	40,419,153.56	-	21,709,258.86	5,587.58	-
MFO 2 - LABOR CONCILIATION, MEDIATION AND ARBITRATION SERVICES		15,061,566.49	16,577,154.03	14,468,553.09	-	46,107,273.61	-	16,583,176.39	7,550.00	-
OF WHICH:										
Major Programs/Projects										
KRA No. 1 - Just and Lasting Peace and the Rule of Law										
Operations										
MFO 1 - TECHNICAL ADVISORY SERVICES		12,933,628.75	14,457,398.53	13,028,126.28	-	40,419,153.56	-	21,709,258.86	5,587.58	-
MFO 2 - LABOR CONCILIATION, MEDIATION AND ARBITRATION SERVICES		15,061,566.49	16,577,154.03	14,468,553.09	-	46,107,273.61	-	16,583,176.39	7,550.00	-
Locally-Funded Projects										
Information Systems Strategic Plan										

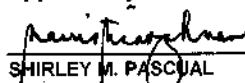
Certified Correct:


 MARY GRACE P. MONSALES
 Budget Officer I
 Date:

Certified Correct:


 MELCHOR P. INALDO, JR.
 Accountant III
 Date:

Approved By:


 SHIRLEY M. PASCUAL
 OIC - Executive Director IV
 Date:

STATEMENT OF APPROPRIATIONS, ALLOTMENTS, OBLIGATIONS, DISBURSEMENTS AND BALANCES
As of the Quarter Ending 30 September 2015

Department : Department of Labor & Employment
 Agency : NATIONAL CONCILIATION & MEDIATION BOARD
 Operating Unit : all
 Organization Code (UACS) : 16 003 0000000
 Funding Source Code (as clustered) : 1 02 101
 (e.g. Old Fund Code: 101,102, 151)

	Current Year Appropriations
	Supplemental Appropriations
✓	Continuing Appropriations

Particulars	UACS CODE	Appropriations			Allotments					Current Year Obligations				
		Authorized Appropriation	Adjustments (Transfer (To)/From, Realignment)	Adjusted Appropriations	Allotments Received	Adjustments (Withdrawal, Realignment)	Transfer To	Transfer From	Adjusted Total Allotments	1st Quarter Ending March 31	2nd Quarter Ending June 30	3rd Quarter Ending Sept. 30	4th Quarter Ending Dec. 31	Total
1	2	3	4	5=(3+4)	6	7	8	9	10=[(6+(-)7)-8+9]	11	12	13	14	15=(11+12+13+14)
I. Agency Specific Budget	1 01 101													
General Administration & Support	1 00 000000													
General Management & Supervision	1 00 010000	-	1,670,384.43	1,670,384.43	1,670,384.43	-	-	-	1,670,384.43	143,182.80	106,968.65	66,721.65	-	316,873.10
MOOE			1,404,810.43	1,404,810.43	1,404,810.43				1,404,810.43	121,682.80	106,968.65	40,801.65		269,453.10
CO			265,574.00	265,574.00	265,574.00				265,574.00	21,500.00		25,920.00		47,420.00
Support to Operation	2 00 000000													
Policy & Program Formulation, Monitoring and Evaluation, and Conciliation/Mediation and Voluntary Arbitration	2 00 010000	-	1,063,823.83	1,063,823.83	1,063,823.83	-	-	-	1,063,823.83	89,103.27	118,482.38	114,864.89	-	322,450.54
MOOE			1,063,823.83	1,063,823.83	1,063,823.83				1,063,823.83	89,103.27	118,482.38	114,864.89		322,450.54
CO														
Operations	3 00 000000	-	5,631,963.15	5,631,963.15	5,631,963.15	-	-	-	5,631,963.15	234,565.25	1,102,354.90	1,167,760.70	-	2,504,680.85
MFO 1 - TECHNICAL ADVISORY SERVICES	3 01 000000													
Strengthening of Bipartite Labor Dispute Prevention Mechanisms and Workplace Cooperation and partnerships Schemes	3 01 01 0000	-	2,963,923.32	2,963,923.32	2,963,923.32	-	-	-	2,963,923.32	122,351.56	649,801.71	700,744.70	-	1,472,897.97
MOOE			2,329,905.32	2,329,905.32	2,329,905.32				2,329,905.32	122,351.56	649,801.71	700,744.70		1,472,897.97
CO			634,018.00	634,018.00	634,018.00				634,018.00					
MFO 2 - LABOR CONCILIATION, MEDIATION AND ARBITRATION SERVICES	3 02 000000													
Conciliation and Mediation Services	3 02 01 0000	-	2,668,039.83	2,668,039.83	2,668,039.83	-	-	-	2,668,039.83	112,213.69	452,553.19	467,016.00	-	1,031,782.88
MOOE			2,546,865.58	2,546,865.58	2,546,865.58				2,546,865.58	112,213.69	452,553.19	368,416.00		931,182.88
CO			121,174.25	121,174.25	121,174.25				121,174.25			100,600.00		100,600.00

STATEMENT OF APPROPRIATIONS, ALLOTMENTS, OBLIGATIONS, DISBURSEMENTS AND BALANCES
As of the Quarter Ending 30 September 2015

Department : Department of Labor & Employment
 Agency : NATIONAL CONCILIATION & MEDIATION BOARD
 Operating Unit : all
 Organization Code (UACS) : 16 003 0000000
 Funding Source Code (as clustered) : 1 02 101
 (e.g. Old Fund Code: 101,102, 151)

	Current Year Appropriations
	Supplemental Appropriations
✓	Continuing Appropriations

Particulars	UACS CODE	Appropriations			Allotments					Current Year Obligations				
		Authorized Appropriation	Adjustments (Transfer (To)/From, Realignment)	Adjusted Appropriations	Allotments Received	Adjustments (Withdrawal, Realignment)	Transfer To	Transfer From	Adjusted Total Allotments	1st Quarter Ending March 31	2nd Quarter Ending June 30	3rd Quarter Ending Sept. 30	4th Quarter Ending Dec. 31	Total
1	2	3	4	5=(3+4)	6	7	8	9	10=[(6+(-)7)-8+9]	11	12	13	14	15=(11+12+13+14)
<i>Locally-Funded Project</i>	4 13 06 0001	-	8,630,001.69	8,630,001.69	8,630,001.69	-	-	-	8,630,001.69	110,000.00	740,410.00	507,092.06	-	1,357,502.06
Information Systems Strategic Plan		-	2,591,475.53	2,591,475.53	2,591,475.53	-	-	-	2,591,475.53	110,000.00	200,000.00	507,092.06	-	817,092.06
MOOE		-	6,038,526.16	6,038,526.16	6,038,526.16	-	-	-	6,038,526.16	-	540,410.00	-	-	540,410.00
CO		-	-	-	-	-	-	-	-	-	-	-	-	-
Sub-Total, Agency Specific Budget		-	16,996,173.10	16,996,173.10	16,996,173.10	-	-	-	16,996,173.10	576,851.32	2,068,215.93	1,856,439.30	-	4,501,506.55
MOOE	1 04 355	-	9,936,880.69	9,936,880.69	9,936,880.69	-	-	-	9,936,880.69	555,351.32	1,527,805.93	1,729,919.30	-	3,813,076.55
CO		-	7,059,292.41	7,059,292.41	7,059,292.41	-	-	-	7,059,292.41	21,500.00	540,410.00	126,520.00	-	688,430.00
II. Automatic Appropriations		-	-	-	-	-	-	-	-	-	-	-	-	-
<i>Special Account in the General Fund</i>		-	-	-	-	-	-	-	-	-	-	-	-	-
Special Voluntary Arbitration Fund	1 04 355	-	-	-	-	-	-	-	-	-	-	-	-	-
MOOE		-	-	-	-	-	-	-	-	-	-	-	-	-
Sub-Total, Automatic Appropriations		-	-	-	-	-	-	-	-	-	-	-	-	-
MOOE		-	-	-	-	-	-	-	-	-	-	-	-	-
GRAND TOTAL		-	16,996,173.10	16,996,173.10	16,996,173.10	-	-	-	16,996,173.10	576,851.32	2,068,215.93	1,856,439.30	-	4,501,506.55
MOOE		-	9,936,880.69	9,936,880.69	9,936,880.69	-	-	-	9,936,880.69	555,351.32	1,527,805.93	1,729,919.30	-	3,813,076.55
CO		-	7,059,292.41	7,059,292.41	7,059,292.41	-	-	-	7,059,292.41	21,500.00	540,410.00	126,520.00	-	688,430.00
Recapitulation by MFO:		-	5,631,963.15	5,631,963.15	5,631,963.15	-	-	-	5,631,963.15	234,565.25	1,102,354.90	1,167,760.70	-	2,504,680.85
MFO 1 - TECHNICAL ADVISORY SERVICES		-	2,963,923.32	2,963,923.32	2,963,923.32	-	-	-	2,963,923.32	122,351.56	649,801.71	700,744.70	-	1,472,897.97
MFO 2 - LABOR CONCILIATION, MEDIATION AND ARBITRATION SERVICES		-	2,668,039.83	2,668,039.83	2,668,039.83	-	-	-	2,668,039.83	112,213.69	452,553.19	467,016.00	-	1,031,782.88

STATEMENT OF APPROPRIATIONS, ALLOTMENTS, OBLIGATIONS, DISBURSEMENTS AND BALANCES
As of the Quarter Ending 30 September 2015

Department : Department of Labor & Employment
Agency : NATIONAL CONCILIATION & MEDIATION BOARD
Operating Unit : all
Organization Code (UACS) : 16 003 000000
Funding Source Code (as clustered) : 1 02 101
 (e.g. Old Fund Code: 101,102, 151)

	Current Year Appropriations
	Supplemental Appropriations
✓	Continuing Appropriations

Particulars	UACS CODE	Appropriations			Allotments					Current Year Obligations				
		Authorized Appropriation	Adjustments (Transfer (To)/From, Realignment)	Adjusted Appropriations	Allotments Received	Adjustments (Withdrawal, Realignment)	Transfer To	Transfer From	Adjusted Total Allotments	1st Quarter Ending March 31	2nd Quarter Ending June 30	3rd Quarter Ending Sept. 30	4th Quarter Ending Dec. 31	Total
1	2	3	4	5=(3+4)	6	7	8	9	10=[{6+(-)7}-8+9]	11	12	13	14	15=(11+12+13+14)
OF WHICH: Major Programs/Projects KRA No. 1 - Just and Lasting Peace and the Rule of Law Operations MFO 1 - TECHNICAL ADVISORY SERVICES MFO 2 - LABOR CONCILIATION, MEDIATION AND ARBITRATION SERVICES Locally-Funded Projects Information Systems Strategic Plan														
		-	2,963,923.32	2,963,923.32	2,963,923.32	-	-	-	2,963,923.32	122,351.56	649,801.71	700,744.70	-	1,472,897.97
		-	2,668,039.83	2,668,039.83	2,668,039.83	-	-	-	2,668,039.83	112,213.69	452,553.19	467,016.00	-	1,031,782.88
		-	8,630,001.69	8,630,001.69	8,630,001.69	-	-	-	8,630,001.69	110,000.00	740,410.00	507,092.06	-	1,357,502.06



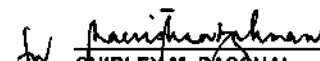
	Current Year Appropriations
	Supplemental Appropriations
✓	Continuing Appropriations

Particulars	UACS CODE	Current Year Disbursements					Balances			
		1st Quarter	2nd Quarter	3rd Quarter	4th Quarter	Total	Unreleased Appropriations	Unobligated Allotment	Unpaid Obligations (15-20) = (23+24)	
		Ending March 31	Ending June 30	Ending Sept. 30	Ending Dec. 31				Due and Demandable	Not Yet Due and Demandable
1	2	16	17	18	19	20=(16+17+18+19)	21=(5-10)	22=(10-15)	23	24
I. Agency Specific Budget	1 01 101									
General Administration & Support	1 00 000000									
General Management & Supervision	1 00 010000	143,182.80	106,968.65	66,721.65	-	316,873.10	-	1,353,511.33	-	-
MOOE		121,682.80	106,968.65	40,801.65		269,453.10		1,135,357.33	-	
CO		21,500.00		25,920.00		47,420.00		218,154.00	-	
Support to Operation	2 00 000000					-			-	
Policy & Program Formulation, Monitoring and Evaluation, and Conciliation/Mediation and Voluntary Arbitration	2 00 010000	89,103.27	118,482.38	104,084.89	-	311,670.54	-	741,373.29	10,780.00	-
MOOE		89,103.27	118,482.38	104,084.89		311,670.54		741,373.29	10,780.00	
CO				-		-		-	-	-
Operations	3 00 000000	234,565.25	1,102,354.90	1,167,760.70	-	2,504,680.85	-	3,127,282.30	-	-
MFO 1 - TECHNICAL ADVISORY SERVICES	3 01 000000									
Strengthening of Bipartite Labor Dispute Prevention Mechanisms and Workplace Cooperation and partnerships Schemes	3 01 01 0000	122,351.56	649,801.71	700,744.70	-	1,472,897.97	-	1,491,025.35	-	-
MOOE		122,351.56	649,801.71	700,744.70		1,472,897.97		857,007.35	-	
CO						-		634,018.00	-	-
MFO 2 - LABOR CONCILIATION, MEDIATION AND ARBITRATION SERVICES	3 02 000000									
Conciliation and Mediation Services	3 02 01 0000	112,213.69	452,553.19	467,016.00	-	1,031,782.88	-	1,636,256.95	-	-
MOOE		112,213.69	452,553.19	366,416.00		931,182.88		1,615,682.70	-	
CO				100,600.00		100,600.00		20,574.25	-	-

	Current Year Appropriations
	Supplemental Appropriations
✓	Continuing Appropriations

Particulars	UACS CODE	Current Year Disbursements					Balances			
		1st Quarter	2nd Quarter	3rd Quarter	4th Quarter	Total	Unreleased Appropriations	Unobligated Allotment	Unpaid Obligations (15-20) = (23+24)	
		Ending March 31	Ending June 30	Ending Sept. 30	Ending Dec. 31				Due and Demandable	Not Yet Due and Demandable
1	2	16	17	18	19	20=(16+17+18+19)	21=(5-10)	22=(10-15)	23	24
Locally-Funded Project Information Systems Strategic Plan MOOE CO	4 13 06 0001	110,000.00	740,410.00	506,486.06	-	1,356,896.06	-	7,272,499.83	606.00	-
Sub-Total, Agency Specific Budget MOOE CO		576,851.32	2,068,215.93	1,845,053.30	-	4,490,120.55	-	12,494,666.55	11,386.00	-
II. Automatic Appropriations Special Account in the General Fund Special Voluntary Arbitration Fund MOOE	1 04 355	555,351.32 21,500.00	1,527,805.93 540,410.00	1,718,533.30 126,520.00	- -	3,801,690.55 688,430.00	- -	6,123,804.14 6,370,862.41	11,386.00 -	- -
Sub-Total, Automatic Appropriations MOOE		-	-	-	-	-	-	-	-	-
GRAND TOTAL MOOE CO		576,851.32 555,351.32 21,500.00	2,068,215.93 1,527,805.93 540,410.00	1,845,053.30 1,718,533.30 126,520.00	- - -	4,490,120.55 3,801,690.55 688,430.00	- - -	12,494,666.55 6,123,804.14 6,370,862.41	11,386.00 11,386.00 -	- - -
Recapitulation by MFO: MFO 1 - TECHNICAL ADVISORY SERVICES MFO 2 - LABOR CONCILIATION, MEDIATION AND ARBITRATION SERVICES		234,565.25 122,351.56 112,213.69	1,102,354.90 649,801.71 452,553.19	1,167,760.70 700,744.70 467,016.00	- - -	2,504,680.85 1,472,897.97 1,031,782.88	- - -	3,127,282.30 1,491,025.35 1,636,256.95	- - -	- - -

	Current Year Appropriations
	Supplemental Appropriations
✓	Continuing Appropriations

Particulars	UACS CODE	Current Year Disbursements					Balances			
		1st Quarter	2nd Quarter	3rd Quarter	4th Quarter	Total	Unreleased Appropriations	Unobligated Allotment	Unpaid Obligations (15-20) = (23+24)	
		Ending March 31	Ending June 30	Ending Sept. 30	Ending Dec. 31				Due and Demandable	Not Yet Due and Demandable
1	2	16	17	18	19	20=(16+17+18+19)	21=(5-10)	22=(10-15)	23	24
OF WHICH:										
Major Programs/Projects										
KRA No. 1 - Just and Lasting Peace and the Rule of Law										
Operations										
MFO 1 - TECHNICAL ADVISORY SERVICES		122,351.56	649,801.71	700,744.70	-	1,472,897.97	-	1,491,025.35	-	-
MFO 2 - LABOR CONCILIATION, MEDIATION AND ARBITRATION SERVICES		112,213.69	452,553.19	467,016.00	-	1,031,782.88	-	1,636,256.95	-	-
Locally-Funded Projects										
Information Systems Strategic Plan		110,000.00	740,410.00	506,486.06	-	1,356,896.06	-	7,272,499.63	606.00	-
Certified Correct:		Certified Correct:		Approved By:						
 MARY GRACE P. MONSALES Budget Officer I Date:		 MELCHOR P. INALDO, JR. Accountant III Date:		 SHIRLEY M. PASQUAL OIC - Executive Director IV Date:						

STATEMENT OF APPROPRIATIONS, ALLOTMENTS, OBLIGATIONS, DISBURSEMENTS AND BALANCES
As of the Quarter Ending 31 December 2015

Department : Department of Labor & Employment
 Agency : NATIONAL CONCILIATION & MEDIATION BOARD
 Operating Unit : all
 Organization Code (UACS) : 16 003 0000000
 Funding Source Code (as clustered) : 1 01 101 ; 1 04 102 ; 1 01 406 ; 1 01 407 ; 1 04 355
 (e.g. Old Fund Code: 101,102, 151)

<input checked="" type="checkbox"/>	Current Year Appropriations
<input type="checkbox"/>	Supplemental Appropriations
<input type="checkbox"/>	Continuing Appropriations

Particulars	UACS CODE	Appropriations			Allotments					Current Year Obligations				
		Authorized Appropriation	Adjustments (Transfer To/From, Realignment)	Adjusted Appropriations	Allotments Received	Adjustments (Withdrawal, Realignment)	Transfer To	Transfer From	Adjusted Total Allotments	1st Quarter Ending March 31	2nd Quarter Ending June 30	3rd Quarter Ending Sept. 30	4th Quarter Ending Dec. 31	Total
1	2	3	4	5=(3+4)	6	7	8	9	10=[(6+7)- 8+9]	11	12	13	14	15=(11+12+13+14)
I. Agency Specific Budget	1 01 101													
General Administration & Support	1 00 000000													
General Management & Supervision	1 00 010000	25,758,999.78	3,825,000.00	29,583,999.78	25,758,999.78	3,825,000.00	-	-	29,583,999.78	5,676,698.45	7,244,082.56	5,357,002.81	8,860,738.01	27,138,521.83
PS		13,351,999.78	5,050,000.00	18,401,999.78	13,351,999.78	5,050,000.00			18,401,999.78	3,389,850.20	4,731,333.90	3,336,632.52	6,944,183.16	18,401,999.78
MOOE		12,407,000.00	(1,225,000.00)	11,182,000.00	12,407,000.00	(1,225,000.00)			11,182,000.00	2,286,848.25	2,512,748.66	2,020,370.29	1,916,554.85	8,736,522.05
CO														
Support to Operation	2 00 000000													
Policy & Program Formulation, Monitoring and Evaluation, and Conciliation/Mediation and Voluntary Arbitration	2 00 010000	10,534,000.22	(460,000.00)	10,074,000.22	10,534,000.22	(460,000.00)	-	-	10,074,000.22	2,161,441.55	4,437,969.04	2,491,170.44	932,166.52	10,022,747.55
PS		5,873,000.22		5,873,000.22	5,873,000.22				5,873,000.22	1,853,695.54	2,784,114.50	1,942,235.09	(707,044.91)	5,873,000.22
MOOE		4,661,000.00	(460,000.00)	4,201,000.00	4,661,000.00	(460,000.00)			4,201,000.00	307,746.01	1,653,854.54	548,935.35	1,639,211.43	4,149,747.33
CO														
Operations	3 00 000000	118,098,000.00	(3,365,000.00)	114,733,000.00	118,098,000.00	(3,365,000.00)	-	-	114,733,000.00	26,253,827.07	29,327,735.90	25,769,287.11	25,408,872.77	106,759,722.85
MFO 1 - TECHNICAL ADVISORY SERVICES	3 01 000000													
Strengthening of Bipartite Labor Dispute Prevention Mechanisms and Workplace Cooperation and partnerships Schemes	3 01 01 0000	59,030,000.00	(2,160,000.00)	56,870,000.00	59,030,000.00	(2,160,000.00)	-	-	56,870,000.00	12,149,525.46	13,685,824.61	12,244,008.98	14,912,534.26	52,991,693.31
PS		31,672,000.00		31,672,000.00	31,672,000.00				31,672,000.00	7,658,678.58	8,611,893.67	7,163,738.06	7,853,125.69	31,287,436.00
MOOE		27,358,000.00	(2,160,000.00)	25,198,000.00	27,358,000.00	(2,160,000.00)			25,198,000.00	4,490,846.88	5,073,730.94	5,080,270.92	7,059,408.57	21,704,257.31
CO														
MFO 2 - LABOR CONCILIATION, MEDIATION AND ARBITRATION SERVICES	3 02 000000													
Conciliation and Mediation Services	3 02 01 0000	59,068,000.00	(1,205,000.00)	57,863,000.00	59,068,000.00	(1,205,000.00)	-	-	57,863,000.00	14,104,301.61	15,642,111.29	13,525,278.13	10,496,338.51	53,768,029.54
PS		39,069,000.00		39,069,000.00	39,069,000.00				39,069,000.00	10,108,142.95	11,430,596.71	9,563,734.88	7,966,525.46	39,069,000.00
MOOE		19,999,000.00	(1,205,000.00)	18,794,000.00	19,999,000.00	(1,205,000.00)			18,794,000.00	3,996,158.66	4,211,514.58	3,961,543.25	2,529,813.05	14,699,029.54
CO														
Locally-Funded Project														
Information Systems Strategic Plan	4 13 06 0001													
MOOE														
CO														

STATEMENT OF APPROPRIATIONS, ALLOTMENTS, OBLIGATIONS, DISBURSEMENTS AND BALANCES
As of the Quarter Ending 31 December 2015

Department : Department of Labor & Employment
 Agency : NATIONAL CONCILIATION & MEDIATION BOARD
 Operating Unit : all
 Organization Code (UACS) : 16 003 0000000
 Funding Source Code (as clustered) : 1 01 101 ; 1 04 102 ; 1 01 406 ; 1 01 407 ; 1 04 355
 (e.g. Old Fund Code: 101,102, 151)

<input checked="" type="checkbox"/>	Current Year Appropriations
<input type="checkbox"/>	Supplemental Appropriations
<input type="checkbox"/>	Continuing Appropriations

Particulars	UACS CODE	Appropriations			Allotments					Current Year Obligations				
		Authorized Appropriation	Adjustments (Transfer (To)/From, Realignment)	Adjusted Appropriations	Allotments Received	Adjustments (Withdrawal, Realignment)	Transfer To	Transfer From	Adjusted Total Allotments	1st Quarter Ending March 31	2nd Quarter Ending June 30	3rd Quarter Ending Sept. 30	4th Quarter Ending Dec. 31	Total
1	2	3	4	5=(3+4)	6	7	8	9	10=[(6+(-)7) -8+9]	11	12	13	14	15=(11+12+13+14)
Sub-Total, Agency Specific Budget		154,391,000.00	-	154,391,000.00	154,391,000.00	-	-	-	154,391,000.00	34,091,967.07	41,009,787.50	33,617,460.36	35,201,777.30	143,920,992.23
PS		89,966,000.00	5,050,000.00	95,016,000.00	89,966,000.00	5,050,000.00	-	-	95,016,000.00	23,010,367.27	27,557,938.78	22,006,340.55	22,056,789.40	94,631,436.00
MOOE		64,425,000.00	(5,050,000.00)	59,375,000.00	64,425,000.00	(5,050,000.00)	-	-	59,375,000.00	11,081,599.80	13,451,848.72	11,611,119.81	13,144,987.90	49,289,556.23
CO		-	-	-	-	-	-	-	-	-	-	-	-	-
II. Automatic Appropriations														
RLIP	1 04 102	8,547,000.00	414,000.00	8,961,000.00	8,547,000.00	414,000.00	-	-	8,961,000.00	2,259,469.14	2,229,412.27	2,231,828.99	2,218,439.78	8,939,150.18
General Administration & Support	1 00 000000													
General Management & Supervision	1 00 010000													
PS		1,287,000.00	414,000.00	1,701,000.00	1,287,000.00	414,000.00			1,701,000.00	320,742.17	321,743.16	308,061.96	750,452.71	1,701,000.00
Support to Operation	2 00 000000													
Policy & Program Formulation, Monitoring and Evaluation, and Conciliation/Mediation and Voluntary Arbitration	2 00 010000													
PS		526,000.00		526,000.00	526,000.00				526,000.00	186,508.80	201,911.24	193,028.40	(55,448.44)	526,000.00
Operations	3 00 000000													
MFO 1 - TECHNICAL ADVISORY SERVICES	3 01 000000													
Strengthening of Bipartite Labor Dispute Prevention Mechanisms and Workplace Cooperation and partnerships Schemes	3 01 01 0000													
PS		3,104,000.00		3,104,000.00	3,104,000.00				3,104,000.00	784,203.29	774,915.13	786,463.67	736,568.09	3,082,150.18
MFO 2 - LABOR CONCILIATION, MEDIATION AND ARBITRATION SERVICES	3 02 000000													
Conciliation and Mediation Services	3 02 01 0000													
PS		3,630,000.00		3,630,000.00	3,630,000.00				3,630,000.00	968,014.88	930,842.74	944,274.96	786,867.42	3,630,000.00
Special Account in the General Fund														
Special Voluntary Arbitration Fund	1 04 355													
MOOE		500,000.00	-	500,000.00	500,000.00	-	-	-	500,000.00	-	-	202,241.96	158,414.00	360,655.96
		500,000.00		500,000.00	500,000.00				500,000.00			202,241.96	158,414.00	360,655.96
Sub-Total, Automatic Appropriations		9,047,000.00	414,000.00	9,461,000.00	9,047,000.00	414,000.00	-	-	9,461,000.00	2,259,469.14	2,229,412.27	2,434,070.95	2,378,853.78	9,299,806.14
PS		8,547,000.00	414,000.00	8,961,000.00	8,547,000.00	414,000.00	-	-	8,961,000.00	2,259,469.14	2,229,412.27	2,231,828.99	2,218,439.78	8,939,150.18
MOOE		500,000.00	-	500,000.00	500,000.00	-	-	-	500,000.00	-	-	202,241.96	158,414.00	360,655.96

STATEMENT OF APPROPRIATIONS, ALLOTMENTS, OBLIGATIONS, DISBURSEMENTS AND BALANCES
As of the Quarter Ending 31 December 2015

Department : Department of Labor & Employment
 Agency : NATIONAL CONCILIATION & MEDIATION BOARD
 Operating Unit : all
 Organization Code (UACS) : 16 003 0000000
 Funding Source Code (as clustered) : 1 01 101 ; 1 04 102 ; 1 01 406 ; 1 01 407 ; 1 04 355
 (e.g. Old Fund Code: 101,102, 151)

<input checked="" type="checkbox"/>	Current Year Appropriations
<input type="checkbox"/>	Supplemental Appropriations
<input type="checkbox"/>	Continuing Appropriations

Particulars	UACS CODE	Appropriations			Allotments					Current Year Obligations				
		Authorized Appropriation	Adjustments (Transfer To)From, Realignment)	Adjusted Appropriations	Allotments Received	Adjustments (Withdrawal, Realignment)	Transfer To	Transfer From	Adjusted Total Allotments	1st Quarter Ending March 31	2nd Quarter Ending June 30	3rd Quarter Ending Sept. 30	4th Quarter Ending Dec. 31	Total
1	2	3	4	5=(3+4)	6	7	8	9	10=[(6+(-)7)-8+9]	11	12	13	14	15=(11+12+13+14)
III. Special Purpose Fund														
Miscellaneous Personnel Benefits Fund	1 01 406	-	15,754,343.00	15,754,343.00	15,754,343.00	-	-	-	15,754,343.00	-	6,189,866.00	2,419,300.00	6,928,783.55	15,537,949.55
General Administration & Support														
General Management & Supervision														
PS			15,754,343.00	15,754,343.00	15,754,343.00				15,754,343.00		6,189,866.00	2,419,300.00	6,928,783.55	15,537,949.55
Support to Operation														
Policy & Program Formulation, Monitoring and														
PS				-	-				-					-
Operations														
MFO 1 - TECHNICAL ADVISORY SERVICES														
Strengthening of Bipartite Labor Dispute														
Prevention Mechanisms and Workplace														
Cooperation and partnerships Schemes														
PS				-	-				-					-
MFO 2 - LABOR CONCILIATION, MEDIATION														
AND ARBITRATION SERVICES														
Conciliation and Mediation Services														
PS				-	-				-					-
Pension and Gratuity Fund	1 01 407	-	5,350,762.00	5,350,762.00	5,350,762.00	-	-	-	5,350,762.00	3,069,882.90	2,269,724.78	-	11,151.75	5,350,759.43
General Administration & Support														
General Management & Supervision														
PS			5,350,762.00	5,350,762.00	5,350,762.00				5,350,762.00	3,069,882.90	2,269,724.78		11,151.75	5,350,759.43
Support to Operation														
Policy & Program Formulation, Monitoring and														
PS				-	-				-					-
Operations														
MFO 1 - TECHNICAL ADVISORY SERVICES														
Strengthening of Bipartite Labor Dispute														
Prevention Mechanisms and Workplace														
Cooperation and partnerships Schemes														
PS				-	-				-					-
MFO 2 - LABOR CONCILIATION, MEDIATION														
AND ARBITRATION SERVICES														
Conciliation and Mediation Services														
PS				-	-				-					-

STATEMENT OF APPROPRIATIONS, ALLOTMENTS, OBLIGATIONS, DISBURSEMENTS AND BALANCES
As of the Quarter Ending 31 December 2015

Department : Department of Labor & Employment
 Agency : NATIONAL CONCILIATION & MEDIATION BOARD
 Operating Unit : all
 Organization Code (UACS) : 16 003 0000000
 Funding Source Code (as clustered) : 1 01 101 ; 1 04 102 ; 1 01 406 ; 1 01 407 ; 1 04 355
 (e.g. Old Fund Code: 101,102, 151)

<input checked="" type="checkbox"/>	Current Year Appropriations
<input type="checkbox"/>	Supplemental Appropriations
<input type="checkbox"/>	Continuing Appropriations

Particulars	UACS CODE	Appropriations			Allotments					Current Year Obligations				
		Authorized Appropriation	Adjustments (Transfer (To)/From, Realignment)	Adjusted Appropriations	Allotments Received	Adjustments (Withdrawal, Realignment)	Transfer To	Transfer From	Adjusted Total Allotments	1st Quarter Ending March 31	2nd Quarter Ending June 30	3rd Quarter Ending Sept. 30	4th Quarter Ending Dec. 31	Total
1	2	3	4	5=(3+4)	6	7	8	9	10=({6+(-)7}-8+9)	11	12	13	14	15=(11+12+13+14)
Sub-Total, Special Purpose Fund PS		-	21,105,105.00	21,105,105.00	21,105,105.00	-	-	-	21,105,105.00	3,069,882.90	8,459,590.78	2,419,300.00	6,939,935.30	20,888,708.98
		-	21,105,105.00	21,105,105.00	21,105,105.00	-	-	-	21,105,105.00	3,069,882.90	8,459,590.78	2,419,300.00	6,939,935.30	20,888,708.98
GRAND TOTAL		163,438,000.00	21,519,105.00	184,957,105.00	184,543,105.00	414,000.00	-	-	184,957,105.00	39,421,319.11	51,698,790.55	38,470,831.31	44,518,566.38	174,109,507.35
PS		98,513,000.00	26,569,105.00	125,082,105.00	119,618,105.00	5,464,000.00	-	-	125,082,105.00	28,339,719.31	38,246,941.83	26,657,469.54	31,215,164.48	124,459,295.16
MOOE		64,925,000.00	(5,050,000.00)	59,875,000.00	64,925,000.00	(5,050,000.00)	-	-	59,875,000.00	11,081,599.80	13,451,848.72	11,813,361.77	13,303,401.90	49,650,212.19
CO		-	-	-	-	-	-	-	-	-	-	-	-	-
Recapitulation by MFO:		124,832,000.00	(3,365,000.00)	121,467,000.00	124,832,000.00	(3,365,000.00)	-	-	128,197,000.00	28,006,045.24	31,033,493.77	27,500,025.74	26,932,308.28	113,471,873.03
MFO 1 - TECHNICAL ADVISORY SERVICES		62,134,000.00	(2,160,000.00)	59,974,000.00	62,134,000.00	(2,160,000.00)	-	-	64,294,000.00	12,933,728.75	14,460,539.74	13,030,472.65	15,649,102.35	56,073,843.49
MFO 2 - LABOR CONCILIATION, MEDIATION AND ARBITRATION SERVICES		62,698,000.00	(1,205,000.00)	61,493,000.00	62,698,000.00	(1,205,000.00)	-	-	63,903,000.00	15,072,316.49	16,572,954.03	14,469,553.09	11,283,205.93	57,398,029.54
OF WHICH:														
Major Programs/Projects														
KRA No. 1 - Just and Lasting Peace and the Rule of Law														
Operations														
MFO 1 - TECHNICAL ADVISORY SERVICES		62,134,000.00	(2,160,000.00)	59,974,000.00	62,134,000.00	(2,160,000.00)	-	-	64,294,000.00	12,933,728.75	14,460,539.74	13,030,472.65	15,649,102.35	56,073,843.49
MFO 2 - LABOR CONCILIATION, MEDIATION AND ARBITRATION SERVICES		62,698,000.00	(1,205,000.00)	61,493,000.00	62,698,000.00	(1,205,000.00)	-	-	63,903,000.00	15,072,316.49	16,572,954.03	14,469,553.09	11,283,205.93	57,398,029.54
Locally-Funded Projects														
Information Systems Strategic Plan		-	-	-	-	-	-	-	-	-	-	-	-	-

FAR No. 1

✓	Current Year Appropriations
	Supplemental Appropriations
	Continuing Appropriations

Particulars	UACS CODE	Current Year Disbursements					Balances			
		1st Quarter	2nd Quarter	3rd Quarter	4th Quarter	Total	Unreleased Appropriations	Unobligated Allotment	Unpaid Obligations (15-20) = (23+24)	
		Ending March 31	Ending June 30	Ending Sept. 30	Ending Dec. 31				Due and Demandable	Not Yet Due and Demandable
1	2	16	17	18	19	20=(16+17+18+19)	21=(6-10)	22=(10-15)	23	24
I. Agency Specific Budget	1 01 101									
General Administration & Support	1 00 000000									
General Management & Supervision	1 00 010000	5,645,340.45	7,062,914.90	5,506,604.39	8,355,117.12	26,569,976.86	-	2,445,477.95	521,072.47	47,472.50
PS		3,389,850.20	4,731,333.90	3,335,167.64	6,945,648.04	18,401,999.78		-	-	-
MOOE		2,255,490.25	2,331,581.00	2,171,436.75	1,409,469.08	8,167,977.08		2,445,477.95	521,072.47	47,472.50
CO								-	-	-
Support to Operation	2 00 000000									
Policy & Program Formulation, Monitoring and Evaluation, and Conciliation/Mediation and Voluntary Arbitration	2 00 010000	2,153,252.67	4,275,782.48	2,661,545.90	155,358.91	9,245,939.94	-	51,252.67	661,335.11	115,472.50
PS		1,853,695.54	2,763,565.50	1,962,784.09	(707,044.91)	5,873,000.22		-	-	-
MOOE		299,557.13	1,512,216.96	698,761.81	862,403.82	3,372,939.72		51,252.67	661,335.11	115,472.50
CO								-	-	-
Operations	3 00 000000	26,242,977.07	29,328,794.69	25,765,940.74	24,429,544.54	105,767,257.04	-	7,973,277.15	992,465.81	-
MFO 1 - TECHNICAL ADVISORY SERVICES	3 01 000000									
Strengthening of Bipartite Labor Dispute Prevention Mechanisms and Workplace Cooperation and partnerships Schemes	3 01 01 0000	12,149,425.46	13,682,483.40	12,241,662.61	14,892,427.42	52,965,998.89	-	3,878,306.69	25,694.42	-
PS		7,658,578.58	8,608,752.46	7,161,391.69	7,833,018.85	31,261,741.58	-	384,564.00	25,694.42	-
MOOE		4,490,846.88	5,073,730.94	5,080,270.92	7,059,408.57	21,704,257.31	-	3,493,742.69	-	-
CO							-	-	-	-
MFO 2 - LABOR CONCILIATION, MEDIATION AND ARBITRATION SERVICES	3 02 000000									
Conciliation and Mediation Services	3 02 01 0000	14,093,551.61	15,646,311.29	13,524,278.13	9,537,117.12	52,801,258.15	-	4,094,970.46	968,771.39	-
PS		10,100,142.95	11,438,596.71	9,563,734.88	7,841,896.69	38,944,371.23	-	-	124,628.77	-
MOOE		3,993,408.66	4,207,714.58	3,960,543.25	1,695,220.43	13,856,886.92	-	4,094,970.46	842,142.62	-
CO							-	-	-	-
Locally-Funded Project										
Information Systems Strategic Plan	4 13 06 0001									
MOOE										
CO										

FAR No. 1

✓	Current Year Appropriations
	Supplemental Appropriations
	Continuing Appropriations

Particulars	UACS CODE	Current Year Disbursements					Balances			
		1st Quarter	2nd Quarter	3rd Quarter	4th Quarter	Total	Unreleased Appropriations	Unobligated Allotment	Unpaid Obligations (15-20) = (23+24)	
		Ending March 31	Ending June 30	Ending Sept. 30	Ending Dec. 31				Due and Demandable	Not Yet Due and Demandable
1	2	16	17	18	19	20=(16+17+18+19)	21=(5-10)	22=(10-15)	23	24
Sub-Total, Agency Specific Budget		34,041,570.19	40,667,492.05	33,934,091.03	32,940,020.57	141,583,173.84	-	10,470,007.77	2,174,873.39	162,945.00
PS		23,002,267.27	27,542,248.57	22,023,078.30	21,913,518.67	94,481,112.81	-	384,564.00	150,323.19	-
MOOE		11,039,302.92	13,125,243.48	11,911,012.73	11,026,501.90	47,102,061.03	-	10,085,443.77	2,024,550.20	162,945.00
CO		-	-	-	-	-	-	-	-	-
II. Automatic Appropriations										
RLIP	1 04 102	2,259,469.14	2,229,412.27	2,233,414.87	2,140,428.54	8,862,724.82	-	21,849.82	76,425.36	-
General Administration & Support	1 00 000000									
General Management & Supervision	1 00 010000									
PS		320,742.17	321,743.16	308,061.96	750,452.71	1,701,000.00		-	-	
Support to Operation	2 00 000000									
Policy & Program Formulation, Monitoring and Evaluation, and Conciliation/Mediation and Voluntary Arbitration	2 00 010000									
PS		186,508.80	201,911.24	193,028.40	(55,448.44)	526,000.00		-	-	
Operations	3 00 000000									
MFO 1 - TECHNICAL ADVISORY SERVICES	3 01 000000									
Strengthening of Bipartite Labor Dispute Prevention Mechanisms and Workplace Cooperation and partnerships Schemes	3 01 01 0000									
PS		784,203.29	774,915.13	788,049.55	703,989.65	3,051,157.62	-	21,849.82	30,992.56	
MFO 2 - LABOR CONCILIATION, MEDIATION AND ARBITRATION SERVICES	3 02 000000									
Conciliation and Mediation Services	3 02 01 0000									
PS		968,014.88	930,842.74	944,274.98	741,434.82	3,584,567.20	-	-	45,432.80	
Special Account in the General Fund										
Special Voluntary Arbitration Fund	1 04 355									
MOOE		-	-	163,336.40	197,319.56	360,655.96	-	139,344.04	-	-
				163,336.40	197,319.56	360,655.96	-	139,344.04	-	-
Sub-Total, Automatic Appropriations		2,259,469.14	2,229,412.27	2,396,751.27	2,337,748.10	9,223,380.78	-	161,193.86	76,425.36	-
PS		2,259,469.14	2,229,412.27	2,233,414.87	2,140,428.54	8,862,724.82	-	21,849.82	76,425.36	-
MOOE		-	-	163,336.40	197,319.56	360,655.96	-	139,344.04	-	-

FAR No. 1

✓	Current Year Appropriations
	Supplemental Appropriations
	Continuing Appropriations

Particulars	UACS CODE	Current Year Disbursements					Balances			
		1st Quarter	2nd Quarter	3rd Quarter	4th Quarter	Total	Unreleased Appropriations	Unobligated Allotment	Unpaid Obligations (15-20) = (23+24)	
		Ending March 31	Ending June 30	Ending Sept. 30	Ending Dec. 31				Due and Demandable	Not Yet Due and Demandable
1	2	16	17	18	19	20=(16+17+18+19)	21=(5-10)	22=(10-15)	23	24
III. Special Purpose Fund										
Miscellaneous Personnel Benefits Fund	1 01 406	-	6,189,866.00	2,419,300.00	6,842,740.60	15,451,906.60	-	216,393.45	86,042.95	-
General Administration & Support										
General Management & Supervision										
PS			6,189,866.00	2,419,300.00	6,842,740.60	15,451,906.60	-	216,393.45	86,042.95	
Support to Operation										
Policy & Program Formulation, Monitoring and										
PS						-	-	-	-	
Operations										
MFO 1 - TECHNICAL ADVISORY SERVICES										
Strengthening of Bipartite Labor Dispute										
Prevention Mechanisms and Workplace										
Cooperation and partnerships Schemes										
PS						-	-	-	-	-
MFO 2 - LABOR CONCILIATION, MEDIATION										
AND ARBITRATION SERVICES										
Conciliation and Mediation Services										
PS						-	-	-	-	-
Pension and Gratuity Fund	1 01 407	3,069,882.90	2,269,724.78	-	11,151.75	5,350,759.43	-	2.57	-	-
General Administration & Support										
General Management & Supervision										
PS		3,069,882.90	2,269,724.78		11,151.75	5,350,759.43	-	2.57	-	
Support to Operation										
Policy & Program Formulation, Monitoring and										
PS						-	-	-	-	
Operations										
MFO 1 - TECHNICAL ADVISORY SERVICES										
Strengthening of Bipartite Labor Dispute										
Prevention Mechanisms and Workplace										
Cooperation and partnerships Schemes										
PS						-	-	-	-	-
MFO 2 - LABOR CONCILIATION, MEDIATION										
AND ARBITRATION SERVICES										
Conciliation and Mediation Services										
PS						-	-	-	-	-

FAR No. 1


<input checked="" type="checkbox"/>	Current Year Appropriations
<input type="checkbox"/>	Supplemental Appropriations
<input type="checkbox"/>	Continuing Appropriations

Particulars	UACS CODE	Current Year Disbursements					Balances			
		1st Quarter	2nd Quarter	3rd Quarter	4th Quarter	Total	Unreleased Appropriations	Unobligated Allotment	Unpaid Obligations (15-20) = (23+24)	
		Ending March 31	Ending June 30	Ending Sept. 30	Ending Dec. 31				Due and Demandable	Not Yet Due and Demandable
1	2	16	17	18	19	20=(16+17+18+19)	21=(5-10)	22=(10-15)	23	24
Sub-Total, Special Purpose Fund		3,069,882.90	8,459,590.78	2,419,300.00	6,853,892.35	5,350,759.43	-	216,396.02	86,042.95	-
PS		3,069,882.90	8,459,590.78	2,419,300.00	6,853,892.35	5,350,759.43	-	216,396.02	86,042.95	-
GRAND TOTAL		39,370,922.23	51,358,495.10	38,750,142.30	42,131,661.02	171,609,220.65	-	10,847,597.65	2,337,341.70	162,945.00
PS		28,331,619.31	38,231,251.62	26,675,793.17	30,907,839.56	124,146,503.66	-	622,809.84	312,791.50	-
MOOE		11,039,302.92	13,125,243.48	12,074,349.13	11,223,821.46	47,462,716.99	-	10,224,787.81	2,024,550.20	162,945.00
CO		-	-	-	-	-	-	-	-	-
Recapitulation by MFO:		27,995,195.24	31,034,552.56	27,498,265.25	25,874,968.81	112,402,981.86	-	7,995,126.97	1,068,891.17	-
MFO 1 - TECHNICAL ADVISORY SERVICES		12,933,628.75	14,457,398.53	13,029,712.16	15,596,417.07	56,017,156.51	-	3,900,156.51	56,686.98	-
MFO 2 - LABOR CONCILIATION, MEDIATION AND ARBITRATION SERVICES		15,061,566.49	16,577,154.03	14,468,553.09	10,278,551.74	56,385,825.35	-	4,094,970.46	1,012,204.19	-
OF WHICH:										
Major Programs/Projects										
KRA No. 1 - Just and Lasting Peace and the Rule of Law										
Operations										
MFO 1 - TECHNICAL ADVISORY SERVICES		12,933,628.75	14,457,398.53	13,029,712.16	15,596,417.07	56,017,156.51	-	3,900,156.51	56,686.98	-
MFO 2 - LABOR CONCILIATION, MEDIATION AND ARBITRATION SERVICES		15,061,566.49	16,577,154.03	14,468,553.09	10,278,551.74	56,385,825.35	-	4,094,970.46	1,012,204.19	-
Locally-Funded Projects										
Information Systems Strategic Plan		-	-	-	-	-	-	-	-	-


Certified Correct:


 MARY GRACE P. MONSALES
 Budget Officer I
 Date:

Certified Correct:


 MELCHOR P. INALDO, JR.
 Accountant III
 Date:

Approved By:


 SHIRLEY M. PASCUAL
 Executive Director IV
 Date:

STATEMENT OF APPROPRIATIONS, ALLOTMENTS, OBLIGATIONS, DISBURSEMENTS AND BALANCES
As of the Quarter Ending 31 December 2015

Department : Department of Labor & Employment
 Agency : NATIONAL CONCILIATION & MEDIATION BOARD
 Operating Unit : all
 Organization Code (UACS) : 16 003 0000000
 Funding Source Code (as clustered) : 1 02 101
 (e.g. Old Fund Code: 101,102, 151)

	Current Year Appropriations
	Supplemental Appropriations
✓	Continuing Appropriations

Particulars	UACS CODE	Appropriations			Allotments					Current Year Obligations				
		Authorized Appropriation	Adjustments (Transfer (To)/From, Realignment)	Adjusted Appropriations	Allotments Received	Adjustments (Withdrawal, Realignment)	Transfer To	Transfer From	Adjusted Total Allotments	1st Quarter Ending March 31	2nd Quarter Ending June 30	3rd Quarter Ending Sept. 30	4th Quarter Ending Dec. 31	Total
1	2	3	4	5=(3+4)	6	7	8	9	10=[(6+(-)7)-8+9]	11	12	13	14	15=(11+12+13+14)
I. Agency Specific Budget	1 01 101													
General Administration & Support	1 00 000000													
General Management & Supervision	1 00 010000	-	1,670,384.43	1,670,384.43	1,670,384.43	-	-	-	1,670,384.43	143,182.80	106,968.65	66,721.65	1,102,220.05	1,419,093.15
MOOE			1,404,810.43	1,404,810.43	1,404,810.43				1,404,810.43	121,682.80	106,968.65	40,801.65	1,007,388.05	1,276,841.15
CO			265,574.00	265,574.00	265,574.00				265,574.00	21,500.00		25,920.00	94,832.00	142,252.00
Support to Operation	2 00 000000													
Policy & Program Formulation, Monitoring and Evaluation, and Conciliation/Mediation and Voluntary Arbitration	2 00 010000	-	1,063,823.83	1,063,823.83	1,063,823.83	-	-	-	1,063,823.83	89,103.27	118,482.38	114,864.89	491,178.18	813,628.72
MOOE			1,063,823.83	1,063,823.83	1,063,823.83				1,063,823.83	89,103.27	118,482.38	114,864.89	491,178.18	813,628.72
CO														
Operations	3 00 000000	-	5,631,963.15	5,631,963.15	5,631,963.15	-	-	-	5,631,963.15	234,565.25	1,102,354.90	1,167,760.70	1,924,505.02	4,429,185.87
MFO 1 - TECHNICAL ADVISORY SERVICES	3 01 000000													
Strengthening of Bipartite Labor Dispute Prevention Mechanisms and Workplace Cooperation and partnerships Schemes	3 01 01 0000	-	2,963,923.32	2,963,923.32	2,963,923.32	-	-	-	2,963,923.32	122,351.56	649,801.71	700,744.70	611,699.58	2,084,597.55
MOOE			2,329,905.32	2,329,905.32	2,329,905.32				2,329,905.32	122,351.56	649,801.71	700,744.70	611,699.58	2,084,597.55
CO			634,018.00	634,018.00	634,018.00				634,018.00					
MFO 2 - LABOR CONCILIATION, MEDIATION AND ARBITRATION SERVICES	3 02 000000													
Conciliation and Mediation Services	3 02 01 0000	-	2,668,039.83	2,668,039.83	2,668,039.83	-	-	-	2,668,039.83	112,213.69	452,553.19	467,016.00	1,312,805.44	2,344,588.32
MOOE			2,546,865.58	2,546,865.58	2,546,865.58				2,546,865.58	112,213.69	452,553.19	366,416.00	1,308,305.44	2,239,488.32
CO			121,174.25	121,174.25	121,174.25				121,174.25			100,600.00	4,500.00	105,100.00

STATEMENT OF APPROPRIATIONS, ALLOTMENTS, OBLIGATIONS, DISBURSEMENTS AND BALANCES
As of the Quarter Ending 31 December 2015

Department : Department of Labor & Employment
 Agency : NATIONAL CONCILIATION & MEDIATION BOARD
 Operating Unit : all
 Organization Code (UACS) : 16 003 0000000
 Funding Source Code (as clustered) : 1 02 101
 (e.g. Old Fund Code: 101,102, 151)

	Current Year Appropriations
	Supplemental Appropriations
✓	Continuing Appropriations

Particulars	UACS CODE	Appropriations			Allotments					Current Year Obligations				
		Authorized Appropriation	Adjustments (Transfer (To)/From, Realignment)	Adjusted Appropriations	Allotments Received	Adjustments (Withdrawal, Realignment)	Transfer To	Transfer From	Adjusted Total Allotments	1st Quarter Ending March 31	2nd Quarter Ending June 30	3rd Quarter Ending Sept. 30	4th Quarter Ending Dec. 31	Total
1	2	3	4	5=(3+4)	6	7	8	9	10=[(6+(-)7)-8+9]	11	12	13	14	15=(11+12+13+14)
<i>Locally-Funded Project</i>	4 13 06 0001	-	8,630,001.69	8,630,001.69	8,630,001.69	-	-	-	8,630,001.69	110,000.00	740,410.00	507,092.06	6,236,264.46	7,593,756.52
Information Systems Strategic Plan														
MOOE			2,591,475.53	2,591,475.53	2,591,475.53				2,591,475.53	110,000.00	200,000.00	507,092.06	743,785.46	1,560,877.52
CO			6,038,526.16	6,038,526.16	6,038,526.16				6,038,526.16		540,410.00	-	5,492,469.00	6,032,879.00
Sub-Total, Agency Specific Budget		-	16,996,173.10	16,996,173.10	16,996,173.10	-	-	-	16,996,173.10	576,851.32	2,068,215.93	1,856,439.30	9,754,157.71	14,255,664.26
MOOE	1 04 355	-	9,936,880.69	9,936,880.69	9,936,880.69	-	-	-	9,936,880.69	555,351.32	1,527,805.93	1,729,919.30	4,162,356.71	7,975,433.26
CO		-	7,059,292.41	7,059,292.41	7,059,292.41	-	-	-	7,059,292.41	21,500.00	540,410.00	126,520.00	5,591,801.00	6,280,231.00
II. Automatic Appropriations														
<i>Special Account in the General Fund</i>														
Special Voluntary Arbitration Fund		-	-	-	-	-	-	-	-	-	-	-	-	-
MOOE														
Sub-Total, Automatic Appropriations		-	-	-	-	-	-	-	-	-	-	-	-	-
MOOE		-	-	-	-	-	-	-	-	-	-	-	-	-
GRAND TOTAL		-	16,996,173.10	16,996,173.10	16,996,173.10	-	-	-	16,996,173.10	576,851.32	2,068,215.93	1,856,439.30	9,754,157.71	14,255,664.26
MOOE		-	9,936,880.69	9,936,880.69	9,936,880.69	-	-	-	9,936,880.69	555,351.32	1,527,805.93	1,729,919.30	4,162,356.71	7,975,433.26
CO		-	7,059,292.41	7,059,292.41	7,059,292.41	-	-	-	7,059,292.41	21,500.00	540,410.00	126,520.00	5,591,801.00	6,280,231.00
Recapitulation by MFO:		-	5,631,963.15	5,631,963.15	5,631,963.15	-	-	-	5,631,963.15	234,565.25	1,102,354.90	1,167,760.70	1,924,505.02	4,429,185.87
MFO 1 - TECHNICAL ADVISORY SERVICES		-	2,963,923.32	2,963,923.32	2,963,923.32	-	-	-	2,963,923.32	122,351.56	649,801.71	700,744.70	611,699.58	2,084,597.55
MFO 2 - LABOR CONCILIATION, MEDIATION AND ARBITRATION SERVICES		-	2,668,039.83	2,668,039.83	2,668,039.83	-	-	-	2,668,039.83	112,213.69	452,553.19	467,016.00	1,312,805.44	2,344,588.32

STATEMENT OF APPROPRIATIONS, ALLOTMENTS, OBLIGATIONS, DISBURSEMENTS AND BALANCES
As of the Quarter Ending 31 December 2015

Department : Department of Labor & Employment
 Agency : NATIONAL CONCILIATION & MEDIATION BOARD
 Operating Unit : all
 Organization Code (UACS) : 16 003 0000000
 Funding Source Code (as clustered) : 1 02 101
 (e.g. Old Fund Code: 101,102, 151)

<input type="checkbox"/>	Current Year Appropriations
<input type="checkbox"/>	Supplemental Appropriations
<input checked="" type="checkbox"/>	Continuing Appropriations

Particulars	UACS CODE	Appropriations			Allotments					Current Year Obligations				
		Authorized Appropriation	Adjustments (Transfer (To)/From, Realignment)	Adjusted Appropriations	Allotments Received	Adjustments (Withdrawal, Realignment)	Transfer To	Transfer From	Adjusted Total Allotments	1st Quarter Ending March 31	2nd Quarter Ending June 30	3rd Quarter Ending Sept. 30	4th Quarter Ending Dec. 31	Total
1	2	3	4	5=(3+4)	6	7	8	9	10=[(8+(-)7)-8+9]	11	12	13	14	15=(11+12+13+14)
OF WHICH: Major Programs/Projects														
KRA No. 1 - Just and Lasting Peace and the Rule of Law														
Operations														
MFO 1 - TECHNICAL ADVISORY SERVICES		-	2,963,923.32	2,963,923.32	2,963,923.32	-	-	-	2,963,923.32	122,351.56	649,801.71	700,744.70	611,699.58	2,084,597.55
MFO 2 - LABOR CONCILIATION, MEDIATION AND ARBITRATION SERVICES		-	2,668,039.83	2,668,039.83	2,668,039.83	-	-	-	2,668,039.83	112,213.69	452,553.19	467,016.00	1,312,805.44	2,344,588.32
Locally-Funded Projects														
Information Systems Strategic Plan		-	8,630,001.69	8,630,001.69	8,630,001.69	-	-	-	8,630,001.69	110,000.00	740,410.00	507,092.06	6,236,254.46	7,593,756.52


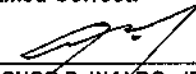
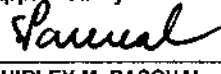
	Current Year Appropriations
	Supplemental Appropriations
✓	Continuing Appropriations

Particulars	UACS CODE	Current Year Disbursements					Balances			
		1st Quarter	2nd Quarter	3rd Quarter	4th Quarter	Total	Unreleased Appropriations	Unobligated Allotment	Unpaid Obligations (15-20) = (23+24)	
		Ending March 31	Ending June 30	Ending Sept. 30	Ending Dec. 31				Due and Demandable	Not Yet Due and Demandable
1	2	16	17	18	19	20=(16+17+18+19)	21=(5-10)	22=(10-15)	23	24
I. Agency Specific Budget	1 01 101									
General Administration & Support	1 00 000000									
General Management & Supervision	1 00 010000	143,182.80	106,968.65	68,721.65	1,005,799.65	1,322,672.75	-	251,291.28	96,420.40	-
MOOE		121,682.80	106,968.65	40,801.65	950,799.65	1,220,252.75		127,969.28	56,588.40	
CO		21,500.00		25,920.00	55,000.00	102,420.00		123,322.00	39,832.00	
Support to Operation	2 00 000000									
Policy & Program Formulation, Monitoring and Evaluation, and Conciliation/Mediation and Voluntary Arbitration	2 00 010000	89,103.27	118,462.38	104,084.89	343,329.61	655,000.15	-	250,195.11	32,628.57	126,000.00
MOOE		89,103.27	118,462.38	104,084.89	343,329.61	655,000.15		250,195.11	32,628.57	126,000.00
CO										
Operations	3 00 000000	234,565.25	1,102,354.90	1,167,760.70	1,924,505.02	4,429,185.87	-	1,202,777.28	-	-
MFO 1 - TECHNICAL ADVISORY SERVICES	3 01 000000									
Strengthening of Bipartite Labor Dispute Prevention Mechanisms and Workplace Cooperation and partnerships Schemes	3 01 01 0000	122,351.56	649,801.71	700,744.70	611,699.58	2,084,597.55	-	879,325.77	-	-
MOOE		122,351.56	649,801.71	700,744.70	611,699.58	2,084,597.55	-	245,307.77	-	-
CO							-	634,018.00	-	-
MFO 2 - LABOR CONCILIATION, MEDIATION AND ARBITRATION SERVICES	3 02 000000									
Conciliation and Mediation Services	3 02 01 0000	112,213.69	452,553.19	467,016.00	1,312,805.44	2,344,588.32	-	323,451.51	-	-
MOOE		112,213.69	452,553.19	366,416.00	1,308,305.44	2,239,488.32	-	307,377.26	-	-
CO				100,600.00	4,500.00	105,100.00	-	16,074.25	-	-

	Current Year Appropriations
	Supplemental Appropriations
✓	Continuing Appropriations

Particulars	UACS CODE	Current Year Disbursements					Balances			
		1st Quarter	2nd Quarter	3rd Quarter	4th Quarter	Total	Unreleased Appropriations	Unobligated Allotment	Unpaid Obligations (15-20) = (23+24)	
		Ending March 31	Ending June 30	Ending Sept. 30	Ending Dec. 31				Due and Demandable	Not Yet Due and Demandable
1	2	16	17	18	19	20=(16+17+18+19)	21=(5-10)	22=(10-15)	23	24
<i>Locally-Funded Project</i>	4 13 06 0001	110,000.00	740,410.00	506,486.06	3,251,060.46	4,607,956.52	-	1,036,245.17	2,951,822.00	33,978.00
Information Systems Strategic Plan										
MOOE		110,000.00	200,000.00	506,486.06	650,181.46	1,466,687.52	-	1,030,598.01	94,210.00	
CO			540,410.00	-	2,600,879.00	3,141,289.00	-	5,647.16	2,857,612.00	33,978.00
Sub-Total, Agency Specific Budget		576,851.32	2,068,215.93	1,845,053.30	6,524,694.74	11,014,815.29	-	2,740,508.84	3,080,870.97	159,978.00
MOOE	1 04 355	555,351.32	1,527,805.93	1,718,533.30	3,864,315.74	7,666,006.29	-	1,961,447.43	183,426.97	126,000.00
CO		21,500.00	540,410.00	126,520.00	2,660,379.00	3,348,809.00	-	779,061.41	2,897,444.00	33,978.00
II. Automatic Appropriations										
<i>Special Account in the General Fund</i>										
Special Voluntary Arbitration Fund										
MOOE		-	-	-	-	-	-	-	-	-
Sub-Total, Automatic Appropriations		-	-	-	-	-	-	-	-	-
MOOE		-	-	-	-	-	-	-	-	-
GRAND TOTAL		576,851.32	2,068,215.93	1,845,053.30	6,524,694.74	11,014,815.29	-	2,740,508.84	3,080,870.97	159,978.00
MOOE		555,351.32	1,527,805.93	1,718,533.30	3,864,315.74	7,666,006.29	-	1,961,447.43	183,426.97	126,000.00
CO		21,500.00	540,410.00	126,520.00	2,660,379.00	3,348,809.00	-	779,061.41	2,897,444.00	33,978.00
Recapitulation by MFO:		234,565.25	1,102,354.90	1,167,760.70	1,924,505.02	4,429,185.87	-	1,202,777.28	-	-
MFO 1 - TECHNICAL ADVISORY SERVICES		122,351.56	649,801.71	700,744.70	611,699.58	2,084,597.55	-	879,325.77	-	-
MFO 2 - LABOR CONCILIATION, MEDIATION AND ARBITRATION SERVICES		112,213.69	452,553.19	467,016.00	1,312,805.44	2,344,588.32	-	323,451.51	-	-

<input type="checkbox"/>	Current Year Appropriations
<input type="checkbox"/>	Supplemental Appropriations
<input checked="" type="checkbox"/>	Continuing Appropriations

Particulars	UACS CODE	Current Year Disbursements					Balances			
		1st Quarter	2nd Quarter	3rd Quarter	4th Quarter	Total	Unreleased Appropriations	Unobligated Allotment	Unpaid Obligations (15-20) = (23+24)	
		Ending March 31	Ending June 30	Ending Sept. 30	Ending Dec. 31				Due and Demandable	Not Yet Due and Demandable
1	2	16	17	18	19	20=(16+17+18+19)	21=(5-10)	22=(10-15)	23	24
OF WHICH: Major Programs/Projects KRA No. 1 - Just and Lasting Peace and the Rule of Law Operations MFO 1 - TECHNICAL ADVISORY SERVICES MFO 2 - LABOR CONCILIATION, MEDIATION AND ARBITRATION SERVICES Locally-Funded Projects Information Systems Strategic Plan										
		122,351.56	649,801.71	700,744.70	611,699.58	2,084,597.55	-	879,325.77	-	-
		112,213.69	452,553.19	467,016.00	1,312,805.44	2,344,588.32	-	323,451.51	-	-
		110,000.00	740,410.00	506,486.06	3,251,060.46	4,607,956.52	-	1,036,245.17	2,951,822.00	33,978.00
Certified Correct:  MARY GRACE P. MONSALES Budget Officer I Date:		Certified Correct:  MELCHOR P. INALDO, JR. Accountant III Date:				Approved By:  SHIRLEY M. PASCUAL Executive Director IV Date:				